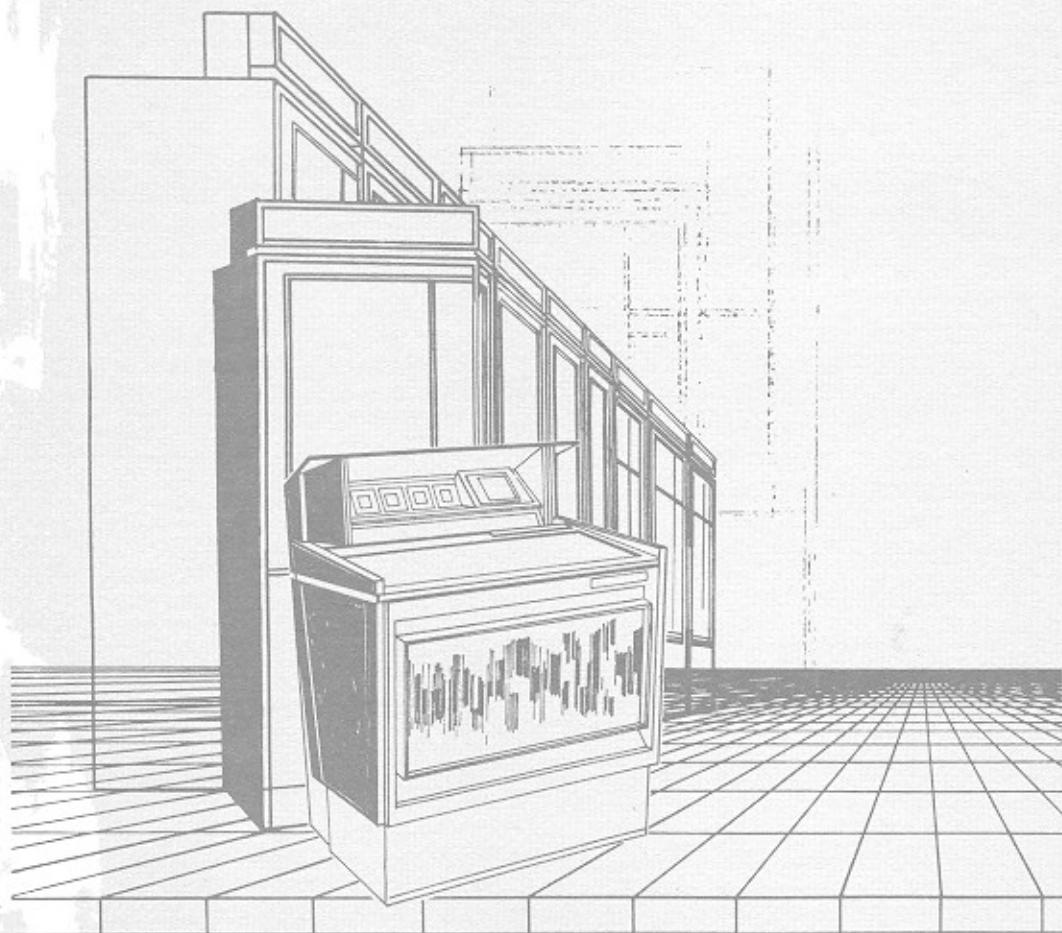


Rowe **AMI** *The Music Merchant*



phonograph parts catalog

ROWE MANUFACTURING 75 TROY HILLS RD. WHIPPANY N.J. 07981

INTRODUCTION

This parts catalog contains illustrations and accompanying parts lists for the ROWE-AMI Phonograph. The parts breakdown is arranged in a logical disassembly order, beginning with the entire assembly or group and broken into subsequent sub-assemblies or groups. Each listing includes the index number of the part as used on the accompanying illustration, the service part number, a description of the part and the quantity as required for the next higher assembly. Parts that are permanently fastened together, such as welded or riveted assemblies, are available only as assemblies and are listed as such. An alternate part number is given in several places. This means, simply, that if the primary part is not available, the alternate part can be used.

HOW TO IDENTIFY AND ORDER REPLACEMENT PARTS

IDENTIFYING PARTS

The Table of Contents will help you locate the illustration on which the part appears. When you have located the part in the illustration, refer to the accompanying parts list to identify the part against the matching index number. The list will give the correct service part number, a description of the part, and the quantity used.

ORDERING REPLACEMENT PARTS

When ordering, specify the SERVICE PART NUMBER, ITEM DESCRIPTION, and QUANTITY of the replacement part you need. Do NOT include INDEX NO. or PAGE NO. You should also give the MODEL and SERIAL NUMBERS of the machine for which the parts are needed. This is important because of running development and manufacturing changes. Order all parts in this catalog directly from your local distributor. All replaced parts covered under warranty should be sent to your local distributor.

STANDARD HARDWARE

Standard parts, such as screws, washers, nuts, etc. are indexed on the exploded view illustrations with a letter. The identification of the part is given in abbreviated form on the accompanying parts list under STANDARD HARDWARE. The letter index can be used ONLY for its accompanying illustration and is not universal throughout the catalog. In other words, the index A will not

necessarily refer to the same part on one figure as it would on another. An explanation of the abbreviated description plus a pictorial representation appears in the STANDARD PARTS Section.

When ordering STANDARD PARTS from the factory; be sure to give the part number and description. This will insure you of getting the exact standard part — or parts — needed.

Fig. & Index No.	Part Number	Description	Qty.
1-	601-03601 601-03695	Phonograph Model MM-1 Top Door Assembly (See Fig. 1 of Phonograph Cabinet Parts Catalog)	1 1
2-	601-03693	. Front Door Assembly (See Fig. 2 of Phonograph Cabinet Parts Catalog)	1
3-	No Number	. Cabinet Assembly (See Fig. 3 of Phonograph Cabinet Parts Catalog)	1
4-	No Number	. Sound System (See Fig. 1 of Sound System Parts Catalog)	1
5-	601-03694	. Selector and Trim Assembly (See Fig. 1 of Selector and Credit Unit Parts Catalog)	1
6-	603-03300	. Credit Unit Assembly (See Fig. 2 of Selector and Credit Unit Parts Catalog)	1
7-	603-03030	. Record Changer Mechanism (See Fig. 1 of Record Changer Parts Catalog)	1

TABLE OF CONTENTS

PHONOGRAPH CABINET PARTS CATALOG

FIGURE NO.	TITLE	PAGE NO.
1.	Top Door Assembly (Sheet 1)	PC-6, 7
1.	Top Door Assembly (Sheet 2)	PC-8, 9
1.	Top Door Assembly (Sheet 3)	PC-10, 11
2.	Front Door Assembly	PC-12, 13
3.	Cabinet Assembly	PC-14, 15
4.	Junction Box Assembly	PC-16, 17
5.	Cabinet Shell and Hardware	PC-18, 19
6.	Cabinet Wiring and Electrical Hardware (Sheet 1)	PC-20, 21
6.	Cabinet Wiring and Electrical Hardware (Sheet 2)	PC-22, 23
7.	Price of Play Cards	PC-24

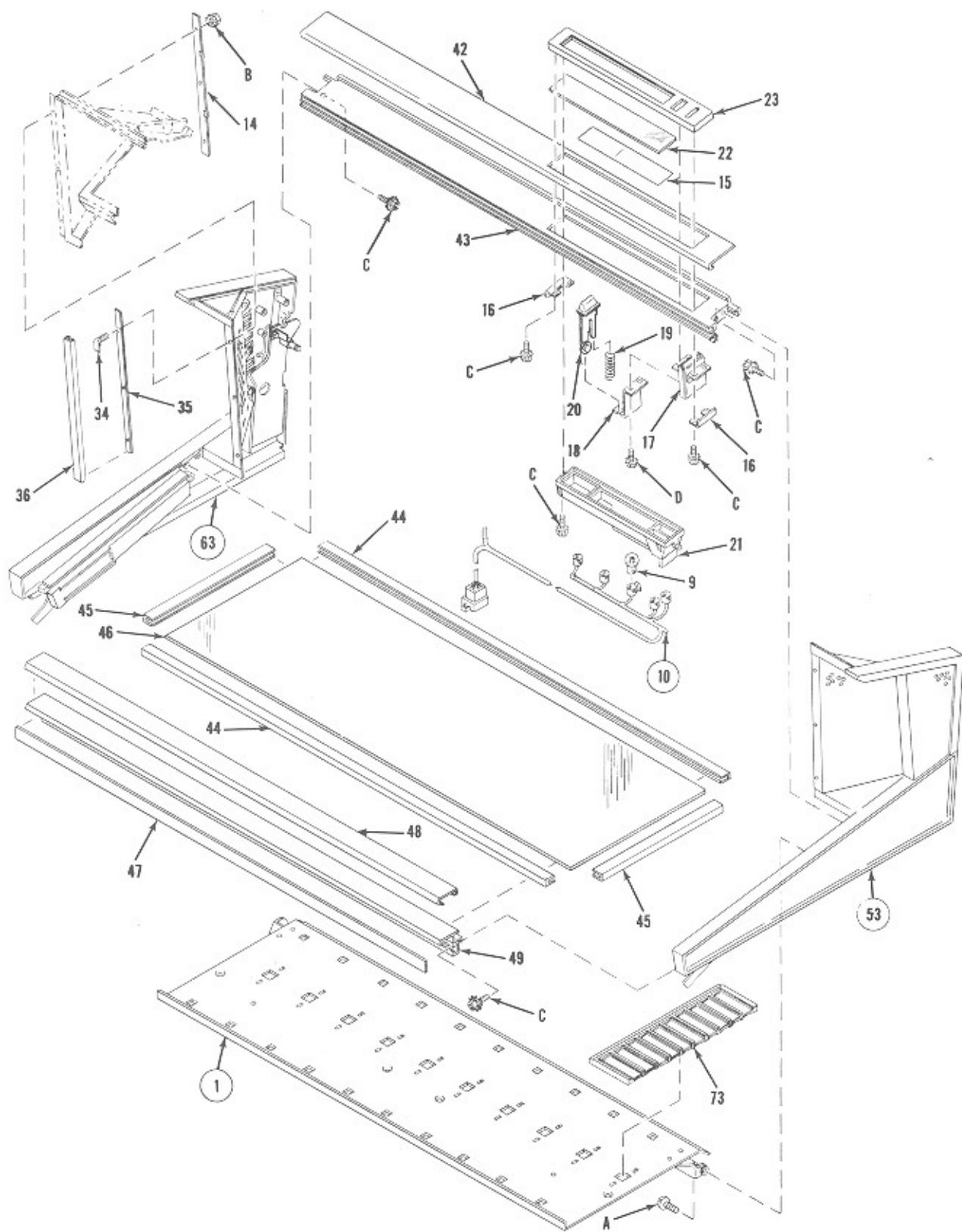


Figure 1. Top Door Assembly (Sheet 1 of 3)

Fig. & Index No.	Part Number	Description	Qty.
1-	601-03695	Top Door Assembly	1
-1	401-05645	. Title Rack Panel Assembly.	1
-9	200-02232	. Lamp, Incandescent, No. 47	5
-10	301-05995	. Harness Assembly.	1
-14	200-13117	. Retainer, Speaker	2
-15	300-06000	. Card, Price and Credit	1
-16	200-13076	. Retainer, Coin Inlet	2
-17	201-13014	. Coin Chute Assembly	1
-18	200-13106	. Bracket, Actuator Mounting	1
-19	200-13183	. Spring, Compression	1
-20	201-13113	. Actuator Assembly	1
-21	400-05611	. Retainer, Credit Window	1
-22	200-13103	. Window, Credit	1
-23	400-05606	. Trim, Coin Inlet and Window	1
-34	200-13073	. Screw, Spotweld	6
-35	200-13072	. Retainer, Moulding	2
-36	200-13071	. Moulding	2
-42	300-05917	. Overlay, Center bar	1
-43	400-05613	. Bar, Center	1
-44	204-12946	. Channel, Window	2
-45	205-12946	. Channel, Window	2
-46	200-13088	. Window, Upper Door	1
-47	200-13185	. Diffuser	1
-48	300-05914	. Overlay, Front Trim	1
-49	600-03679	. Trim, Front	1
-53	601-03698	. Side Support and Grille Assembly, R.H.	1
-63	601-03697	. Side Support and Grille Assembly, L.H.	1
-73	301-05959	Rack and Number Strip A1-V1	1
	302-05959	Rack and Number Strip A2-V2	1
	303-05959	Rack and Number Strip A3-V3	1
	304-05959	Rack and Number Strip A4-V4	1
	305-05959	Rack and Number Strip A5-V5	1
	306-05959	Rack and Number Strip A6-V6	1
	307-05959	Rack and Number Strip A7-V7	1
	308-05959	Rack and Number Strip A8-V8	1
	310-05959	Rack and Number Strip A9-V9	1
	311-05959	Rack and Number Strip A0-V0	1
	301-05966	. Number Strip A1-V1	1
	302-05966	. Number Strip A2-V2	1
	303-05966	. Number Strip A3-V3	1
	304-05966	. Number Strip A4-V4	1
	305-05966	. Number Strip A5-V5	1
	306-05966	. Number Strip A6-V6	1
	307-05966	. Number Strip A7-V7	1
	308-05966	. Number Strip A8-V8	1
	310-05966	. Number Strip A9-V9	1
	311-05966	. Number Strip A0-V0	1
	600-03671	. Rack, Title Strip	10
- STANDARD HARDWARE -			
1-A	80355708	Screw, Machine, 1/4-20 x 1/2, Rd. Hd. Phillips	
-B	87842300	Nut, Hex., #6-32, Keps	
-C	82733006	Screw, Self-Tapping, #8-32 x 3/8, Sems Hex. Wash. Hd. Std. Sl. Type 23	
-D	82733005	Screw, Self-Tapping, #8-32 x 5/16, Sems Hex. Wash. Hd. Std. Sl. Type 23	

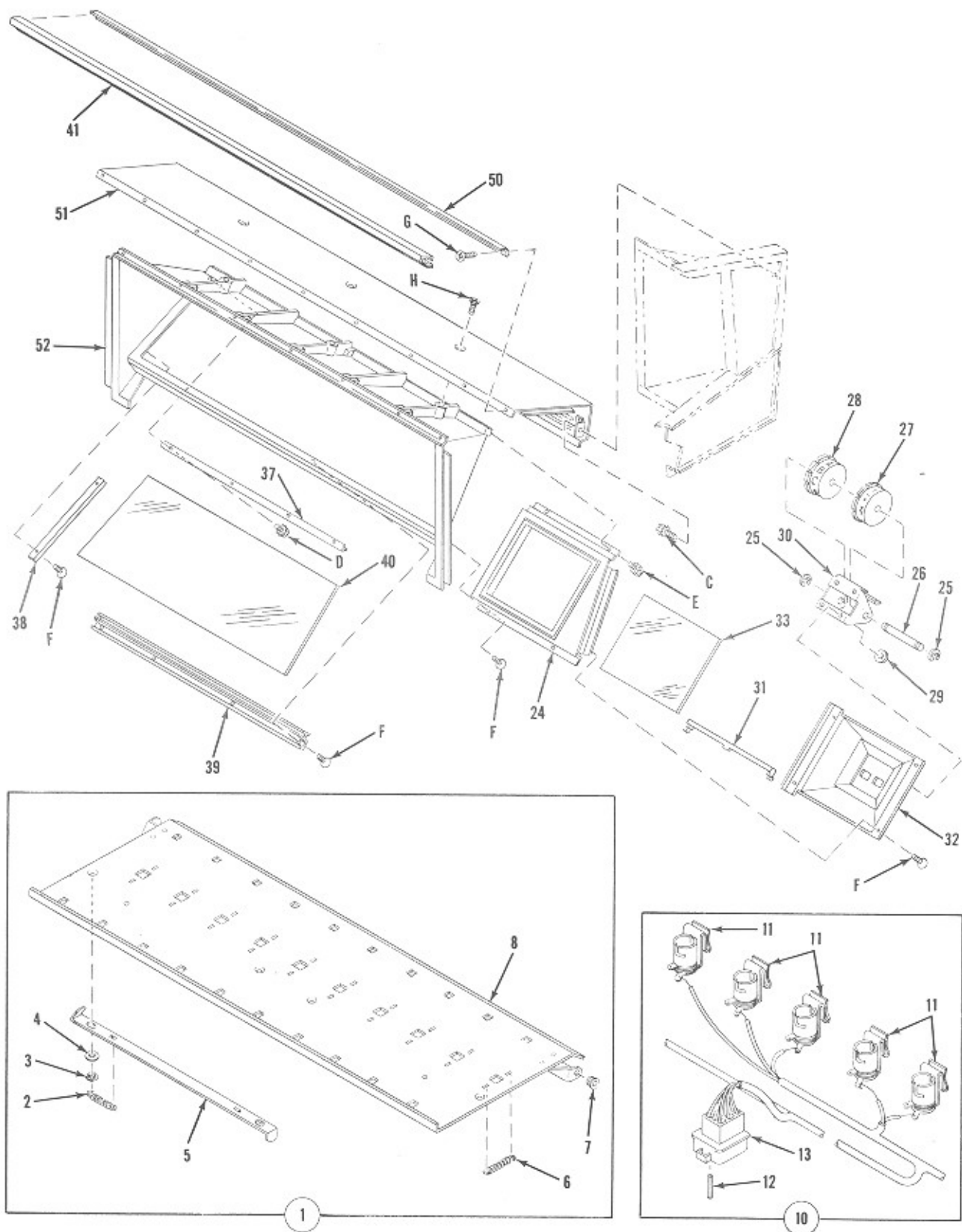
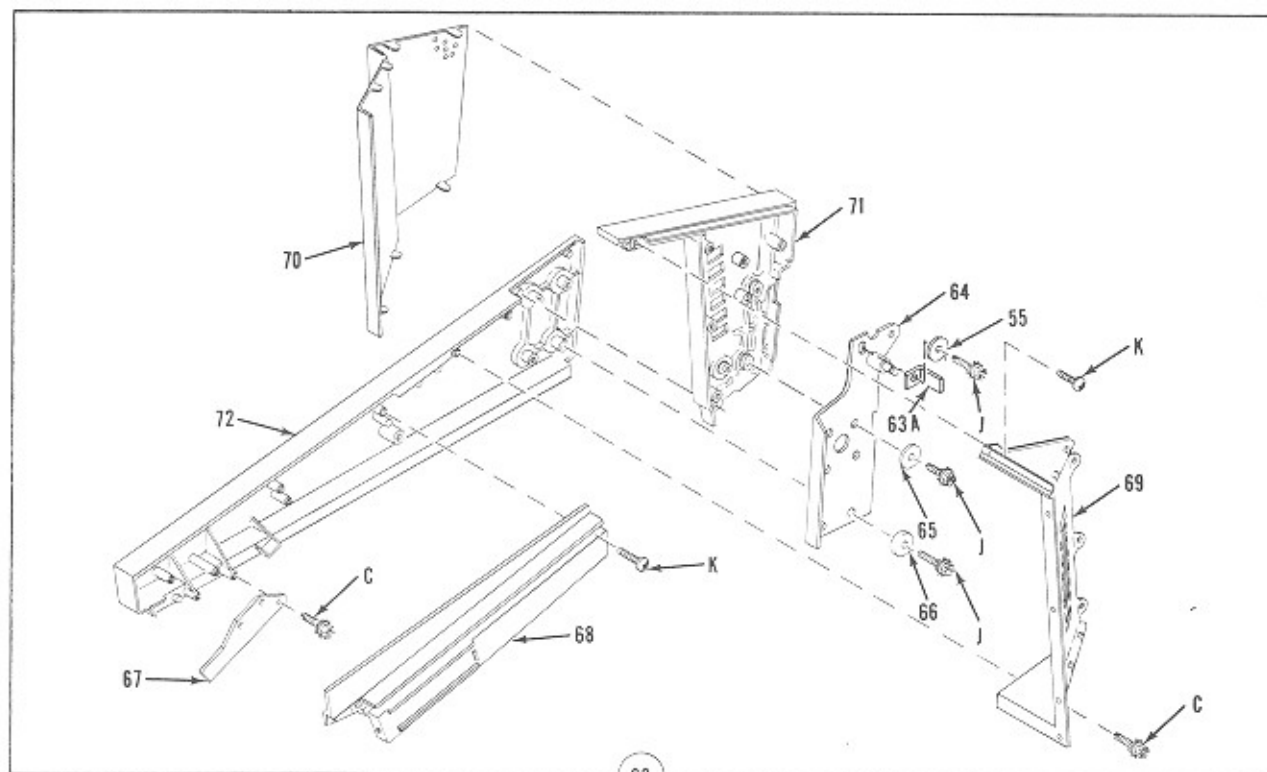
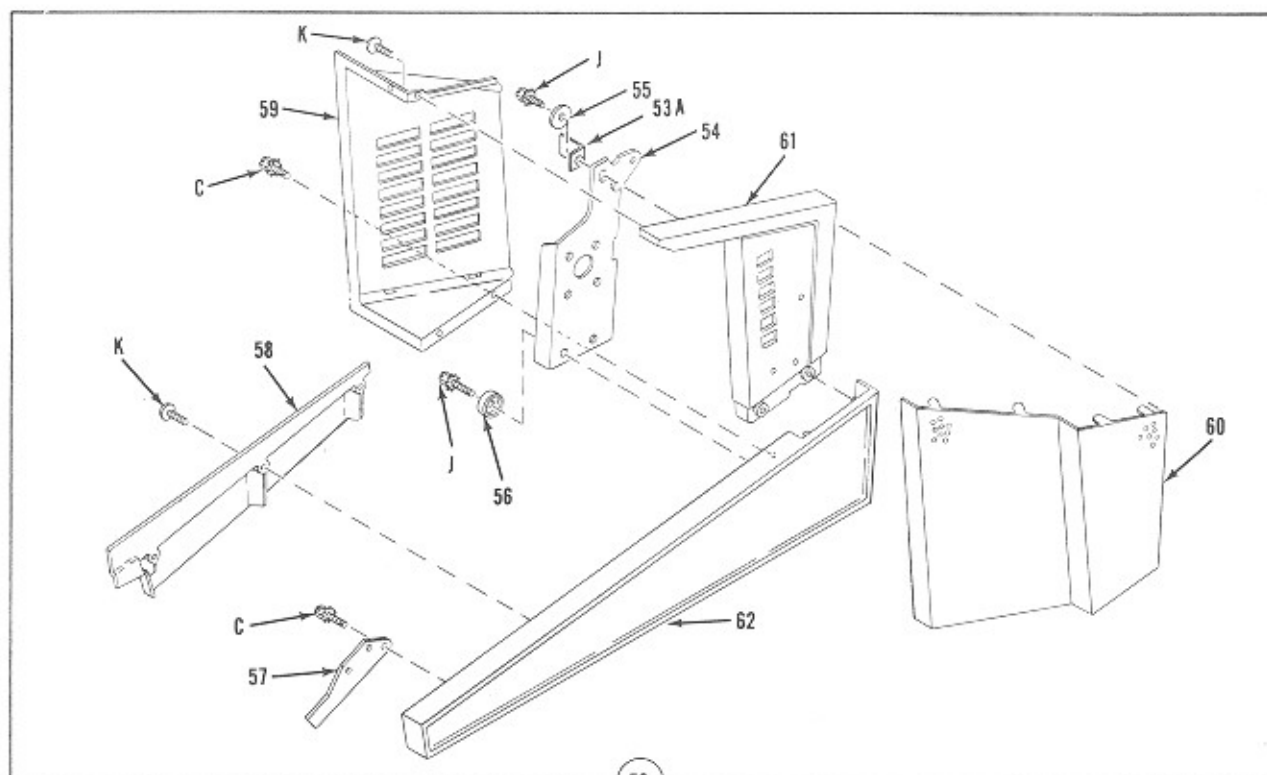


Figure 1. Top Door Assembly (Sheet 2 of 3)

Fig. & Index No.	Part Number	Description	Qty.
1-		Top Door Assembly (Cont.)	
-1	401-05645	. Title Rack Panel Assembly	Ref.
-2	200-12562	. . Spring, Tension	2
-3	703-01430	. . Ring, Retaining	4
-4	701-01205	. . Washer, Flat	4
-5	200-13009	. . Latch, Title Rack	2
-6	200-12564	. . Spring, Tension	10
-7	706-01460	. . Bearing, Sleeve	2
-8	301-05997	. . Panel, Title Rack	1
-10	301-05995	. Harness Assembly	Ref.
-11	200-11800	. . Lampholder	5
-12	702-00926	. . Pin, Contact	8
-13	203-12445	. . Housing, Pin	1
-24	600-03674	. Frame, Bill Acceptor	1
-25	703-01430	. Ring, Retaining	2
-26	200-13222	. Shaft	1
-27	201-13242	. Wheel, Number	2
-28	200-13243	. Wheel, Letter	2
-29	201-11956	. Ring, Retainer	4
-30	201-13241	. Bracket and Detent Assy	1
-31	200-13197	. Filler, Frame	1
-32	600-03591	. Panel, Hit Tune	1
-33	300-06034	. Window, Hit Tune	1
-37	300-05961	. Retainer, Glass	1
-38	200-13069	. Retainer, Glass, L.H.	1
-39	300-05927	. Retainer, Glass, Bottom	1
-40	300-05962	. Window, Display	1
-41	300-05918	. Trim, Top	1
-50	300-05963	. Retainer, Top Trim	1
-51	401-05617	. Cover, Top	1
-52	600-03672	. Hood	1
- STANDARD HARDWARE -			
-C	82733006	Screw, Self-Tapping, #8-32 x 3/8, Sems Hex. Wash. Hd. Std. Sl. Type 23	
-E	82732306	Screw, Self-Tapping, #6-32 x 3/8, Sems Hex. Wash. Hd. Std. Sl. Type 23	
-F	82322303	Screw, Self-Tapping, #6-32 x 3/8, Flat Hd. Phillips Type 23	
-G	82352308	Screw, Self-Tapping, #6-32 x 1/2, Rd. Hd. Phillips Type 23	
-H	82333606	Screw, Self-Tapping, (Black Oxide), #8-32 x 3/8, Oval Hd. Phillips Type 23	



53



53

Figure 1. Top Door Assembly (Sheet 3 of 3)

Fig. & Index No.	Part Number	Description	Qty.
1-		Top Door Assembly (Cont.)	
-53	601-03698	. Side Support and Grille Assembly, R.H.	Ref.
-53A	200-13395	. . Bracket, Anti Cheat	1
-54	201-13092	. . Hinge Plate and Pin Assembly, R.H.	1
-55	710-01200	. . Washer, Flat	3
-56	200-13018	. . Washer, Cup	4
-57	200-13093	. . Strike, Door	1
-58	600-03663	. . Support, Window, R.H.	1
-59	600-03661	. . Support, Grille, R.H.	1
-60	400-05626	. . Grille, Speaker	1
-61	600-03670	. . Support, Upper, R.H.	1
-62	600-03659	. . Support, Lower, R.H.	1
-63	601-03697	. Side Support and Grille Assembly, L.H.	Ref.
-63A	200-13395	. . Bracket, Anti Cheat	1
-64	201-13091	. . Hinge Plate and Pin Assembly, L.H.	1
-65	710-01200	. . Washer, Flat	3
-66	200-13018	. . Washer, Cup	4
-67	200-13093	. . Strike, Door	1
-68	600-03662	. . Support, Window, L.H.	1
-69	600-03660	. . Support, Grille, L.H.	1
-70	400-05625	. . Grille, Speaker	1
-71	600-03669	. . Support, Upper, L.H.	1
-72	600-03658	. . Support, Lower, L.H.	1
- STANDARD HARDWARE -			
-C	82733006	Screw, Self-Tapping, #8-32 x 3/8, Sems Hex. Wash. Hd. Std. Sl. Type 23	
-J	82734406	Screw, Self-Tapping, #10-32 x 3/8, Sems Hex. Wash. Hd. Std. Sl. Type 23	
-K	82352306	Screw, Self-Tapping, #6-32 x 3/8, Rd. Hd. Phillips Type 23	

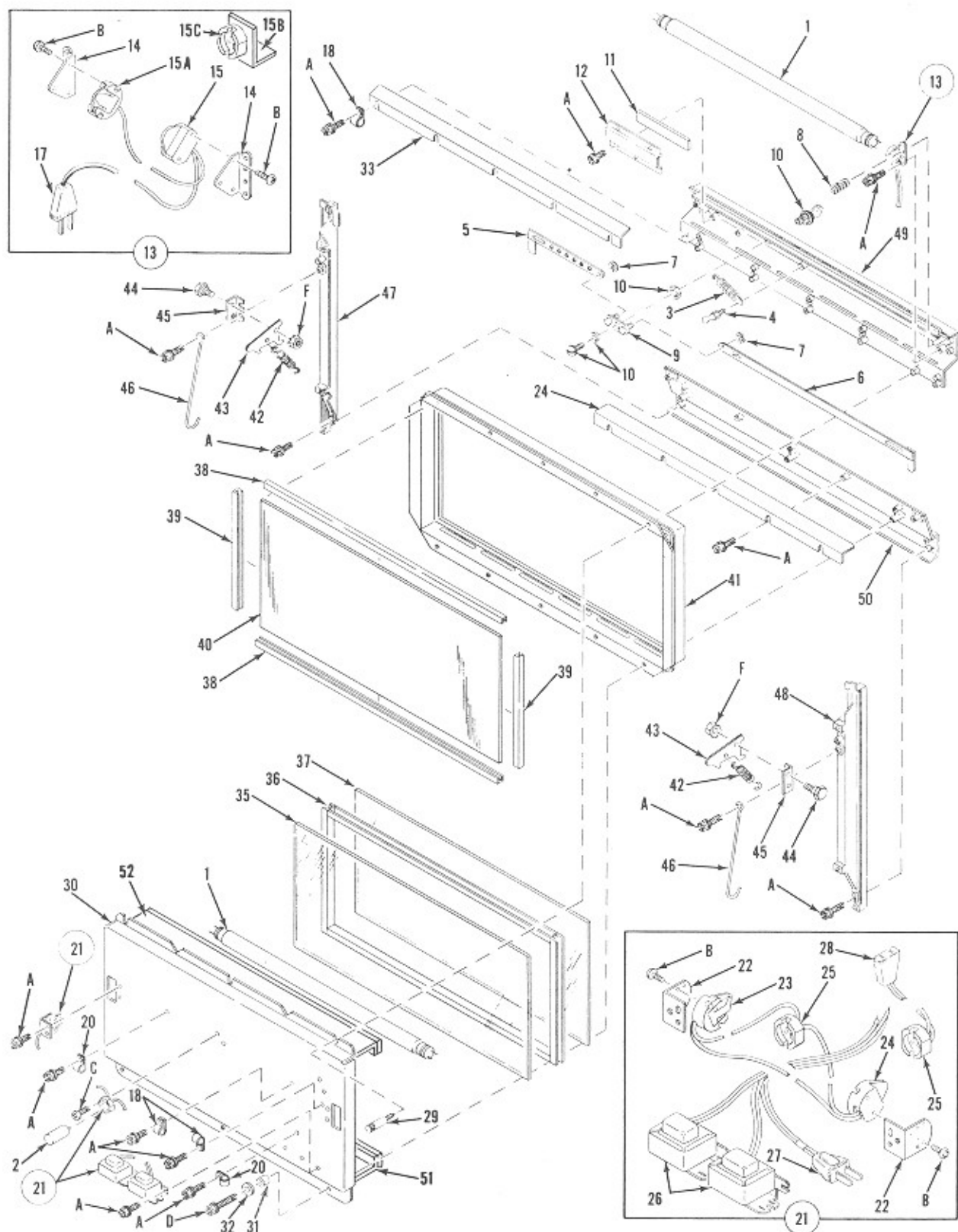


Figure 2. Front Door Assembly

Fig. & Index No.	Part Number	Description	Qty.
2-	601-03693	Front Door Assembly	1
-1	708-00601	. Lamp, Floorescent, 18W	2
-2	703-00800	. Starter, Lamp, 25W	2
-3	200-13251	. Spring, Tension	1
-4	200-08073	. Pin, Spring	1
-5	201-13210	. Link Assembly, Short	1
-6	201-13211	. Link Assembly, Long	1
-7	703-01430	. Ring, Retaining	2
-8	200-13250	. Spring, Compression	2
-9	201-13214	. Bolt, Assy.,	1
-10	701-01631	. Lock, Cylinder	1
-11	300-06028	. Nameplate	1
-12	300-05993	. Retainer, Nameplate	1
-13	301-06026	. Harness Assembly, Upper	1
-14	200-13200	. Bracket, Lampholder Mounting	2
-15	202-12931	. Lampholder	1
-15A	205-12931	. Lampholder	1
-15B	200-13305	. Starter Bracket	1
-15C	200-00295	. Starter Socket	1
-17	208-00501	. Cord and Plug	1
-18	702-00931	. Clamp, Cable	6
-19	703-00931	. Clamp, Cable	1
-20	705-00931	. Clamp, Cable	1
-21	401-05652	. Harness Assembly, Lower	1
-22	201-13198	. Bracket, Lampholder Mounting	2
-23	205-12931	. Lampholder	1
-24	202-12931	. Lampholder	1
-25	200-00295	. Socket, Starter	2
-26	200-13203	. Ballast, 25W	2
-27	726-00500	. Cord and Plug Assembly	1
-28	202-00508	. Receptacle and Plug Assembly	1
-29	200-13352	. Thumbscrew	3
-30	600-03599	. Panel, Front Door	1
-31	725-01215	. Spacer	3
-32	707-01208	. Washer	3
-33	300-05980	. Diffuser, Upper	1
-34	300-05981	. Diffuser, Lower	1
-35	401-05677	. Picture Assembly, Rear	1
-36	401-05632	. Frame Assembly, Inner	1
-37	401-05634	. Picture, Front	1
-38	202-13247	. Channel, Window	2
-39	201-13247	. Channel, Window	2
-40	300-05982	. Window	1
-41	600-03690	. Frame, Outer	1
-42	200-13255	. Spring, Tension	2
-43	200-13253	. Catch	2
-44	200-13254	. Screw, Shoulder	2
-45	200-13252	. Bracket, Catch Mounting	2
-46	200-13257	. Fall Stop	2
-47	301-05991	. Side Trim and Pin Assembly	1
-48	301-05992	. Side Trim and Pin Assembly	1
-49	600-03655	. Trim, Top	1
-50	600-03656	. Frame, Bottom	1
-51	401-05640	. Stop-Frame	1
-52	402-05640	. Stop-Frame	1
- STANDARD HARDWARE -			
-A	82733005	Screw, Self-Tapping, #8-32 x 5/16, Sems Hex. Wash. Hd. Std. Sl. Type 23	
-B	80351606	Screw, Machine, #4-40 x 3/8, Rd. Hd. Phillips	
-C	80401606	Screw, Self-Tapping, #4-40 x 3/8, Pan Hd. Phillips Swage form	
-D	82683018	Screw, Self-Tapping, #8-32 x 1-1/8, Hex. Wash. Hd. Std. Sl. Type 23	
-E	82733006	Screw, Self-Tapping, #8-32 x 3/8, Sems Hex. Wash. Hd. Std. Sl. Type 23	
-F	87844400	Nut, Hex., #10-32, Keys	

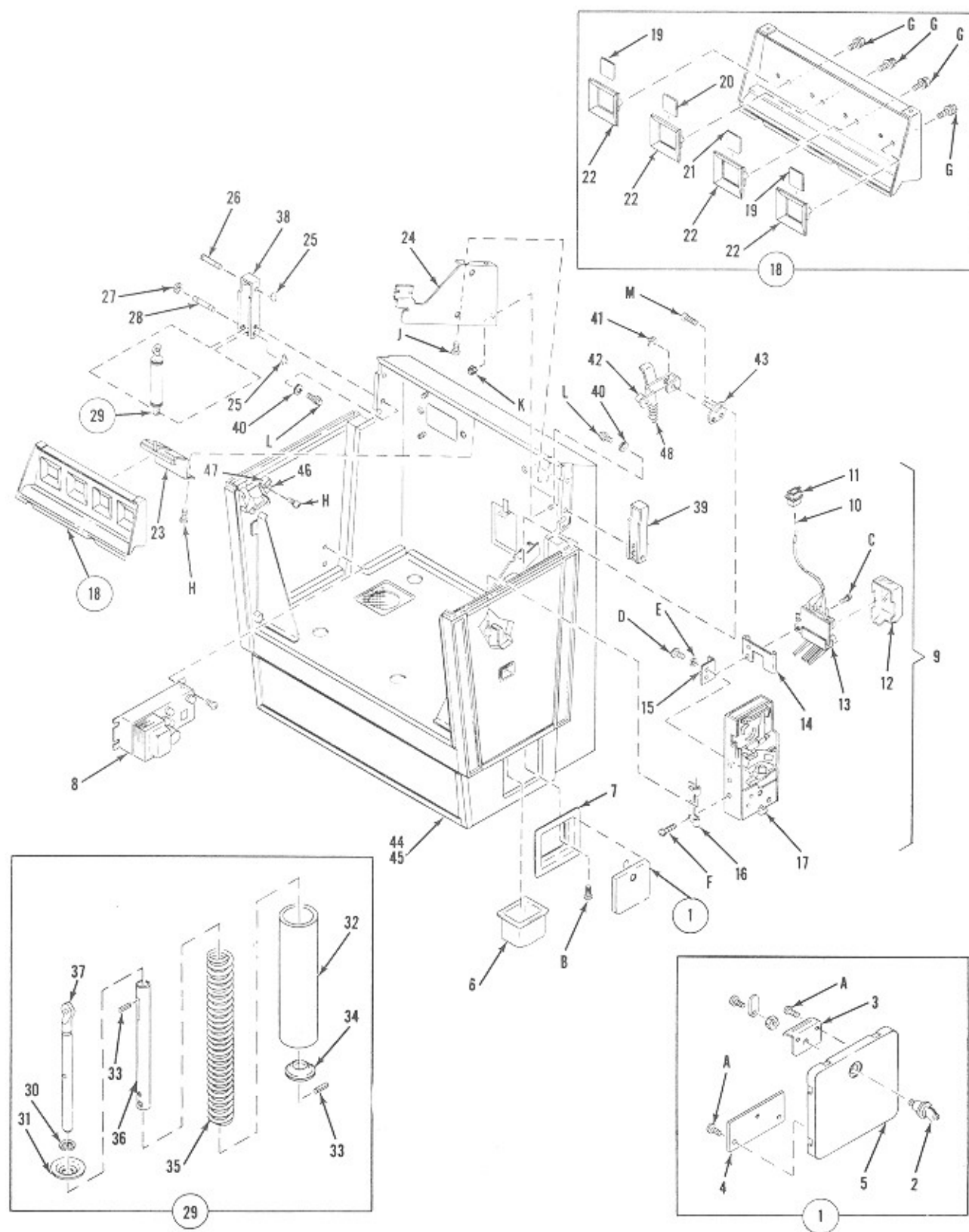


Figure 3. Cabinet Assembly

Fig. & Index No.	Part Number	Description	Qty.
3-	601-03664	Cabinet Assembly	1
-1	203-11866	. Door Assembly, Cash Box	1
-2	716-01600	. Lock, Cylinder	1
-3	200-06695	. Support, Lock	1
-4	200-07703	. Bracket, Catch	1
-5	601-03267	. Door, Cash Box	1
-6	300-05969	. Bag, Cash	1
-7	403-05276	. Frame, Cash Box Door	1
-8	403-05382	. Junction Box Assembly (See Fig. 4)	1
-9	402-05379	. Rejector and Coin Switch Assembly	1
-10	702-00926	. Pin, Contact	6
-11	204-12445	. Housing, Connector	1
-12	300-05601	. Cover, Coin Switch	1
-13	301-05828	. Coin Switch Assembly	1
-14	200-12941	. Mtg. Brkt.-Switch Cover	1
-15	200-12940	. Mtg. Brkt.-Rej. Switch	1
-16	200-12428	. Hinge, Mounting	1
-17	403-01281	. Rejector, Slug	1
-18	401-05648	. Display Panel Assembly	1
-19	201-13228	. Insert, Miniature Album	2
-20	202-13228	. Insert, Miniature Album	1
-21	203-13228	. Insert, Miniature Album	1
-22	400-05615	. Holder, Miniature Album	4
-23	201-13230	. Catch and Support, Display Panel	1
-24	302-06029	. Support and Pin Assembly, R.H.	1
-25	200-12618	. Clip, Hinge Pin	4
-26	200-13148	. Pin, Hinge	2
-27	704-01430	. Ring, Retaining	2
-28	200-13149	. Pin, Support Hinge	2
-29	301-05950	. Spring, Assembly, Door Support	2
-30	718-01430	. Ring, Retaining	1
-31	201-13028	. Washer, Spring	1
-32	200-13108	. Sleeve, Spring	1
-33	708-01131	. Pin, Roll	2
-34	202-13028	. Washer, Spring	1
-35	300-05951	. Spring, Compression	1
-36	200-13030	. Sleeve, Push Rod	1
-37	200-13029	. Push Rod	1
-38	300-05925	. Support, Spring, L.H.	1
-39	300-05926	. Support, Spring, R.H.	1
-40	720-01207	. Washer, Flat	4
-41	718-01430	. Ring, Retaining	1
-42	301-05953	. Scavenge Arm Assembly	1
-43	201-13051	. Plate and Pivot	1
-44	No Number	. Cabinet Shell and Hardware (See Fig. 5)	1
-45	No Number	. Cabinet Wiring and Electrical Hardware (See Fig. 6)	1
-46	200-13278	. Brkt. Mtg.	2
-47	726-02118	. Sponge Rubber	2
-48	200-13277	. Spring-Tension	1
- STANDARD HARDWARE -			
-A	80733706	Screw, Machine, #10-24 x 3/8, Sems Hex. Wash. Hd. Std. Sl.	
-B	86352308	Screw, Self-Tapping, #6 x 1/2, Rd. Hd. Phillips Type 17	
-C	80731603	Screw, Machine, #4-40 x 3/16, Sems Hex. Hd. Std. Sl.	
-D	80733004	Screw, Machine, #8-32 x 1/4, Sems Hex. Wash. Hd. Std. Sl.	
-E	88933000	Washer, Plain, Machine Screw, #8	
-F	80733003	Screw, Machine, #8-32 x 3/16, Sems Hex. Wash. Hd. Std. Sl.	
-G	82732306	Screw, Self-Tapping, #6-32 x 3/8, Sems Hex. Wash. Hd. Std. Type 23	
-H	86363010	Screw, Self-Tapping, #8 x 5/8, Rd. Wash. Hd. Phillips Type 17	
-J	89976124	Bolt, Carriage, 1/4-20 x 1-1/4	
-K	87845700	Nut, Hex., 1/4-20, Keps	
-L	80735712	Screw, Machine, 1/4-20 x 3/4, Sems Hex. Wash. Hd. Std. Sl.	
-M	86354410	Screw, Self-Tapping, #10 x 5/8, Rd. Hd. Phillips Type 17	

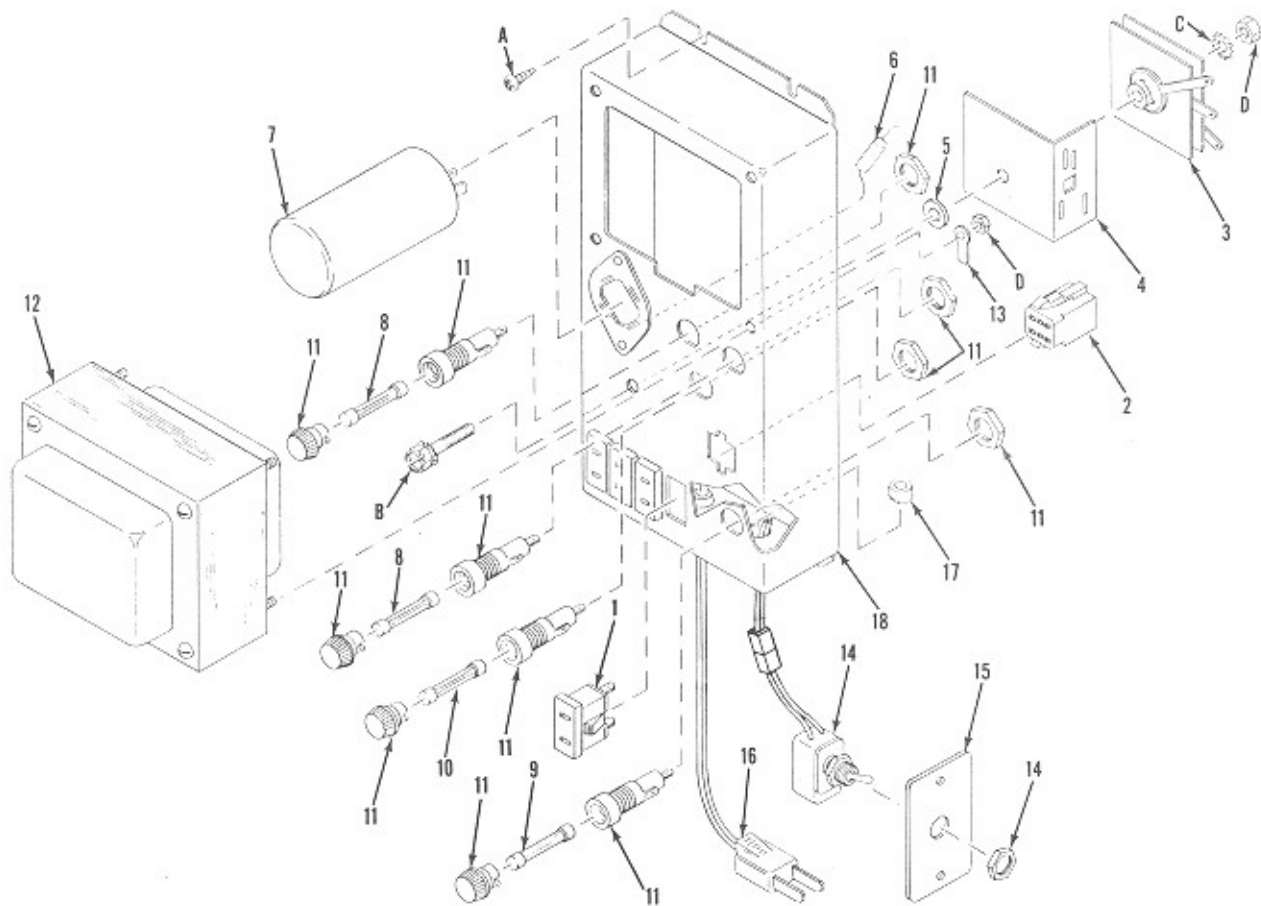


Figure 4. Junction Box Assembly

Fig. & Index No.	Part Number	Description	Qty.
4-	403-05382	Junction Box Assembly (See Fig. 3)	Ref.
-1	200-11240	. Outlet, Push-In	4
-2	202-12444	. Housing, Socket (6 Circuit) Mate-N-Lok	1
-3	200-09619	. Rectifier	1
-4	200-09622	. Insulator, Rectifier	1
-5	719-01200	. Washer	1
-6	702-00117	. Resistor, 500 Ohms 7W	1
-7	200-10318	. Capacitor, Electrolytic, 1000 MFD 50V	1
-8	716-00721	. Fuse, Cartridge, 2.8 Amp	2
-9	702-00720	. Fuse, Cartridge, 8 Amp	1
-10	721-00721	. Fuse, Cartridge, 6.25 Amp	1
-11	200-00861	. Thermal Fuse Holder	4
-12	400-05383	. Transformer, Dual Purpose	1
-13	702-00915	. Terminal, Lug	1
-14	201-13081	. Cord and Switch Assembly	1
-15	200-13102	. Plate, Switch	1
-16	704-00501	. Cord and Plug Assembly	1
-17	701-02321	. Strain Relief	1
-18	302-05612	. Junction Box	1
- STANDARD HARDWARE -			
-A	86353010	Screw, Self-Tapping, #8 x 5/8, Rd. Hd. Phillips Type 17	
-B	80733024	Screw, Machine, #8-32 x 1-1/2, Sems Hex. Wash. Hd. Std. Sl.	
-C	88903000	Washer, Lock, External Tooth, #8	
-D	87833000	Nut, Hex., #8-32	

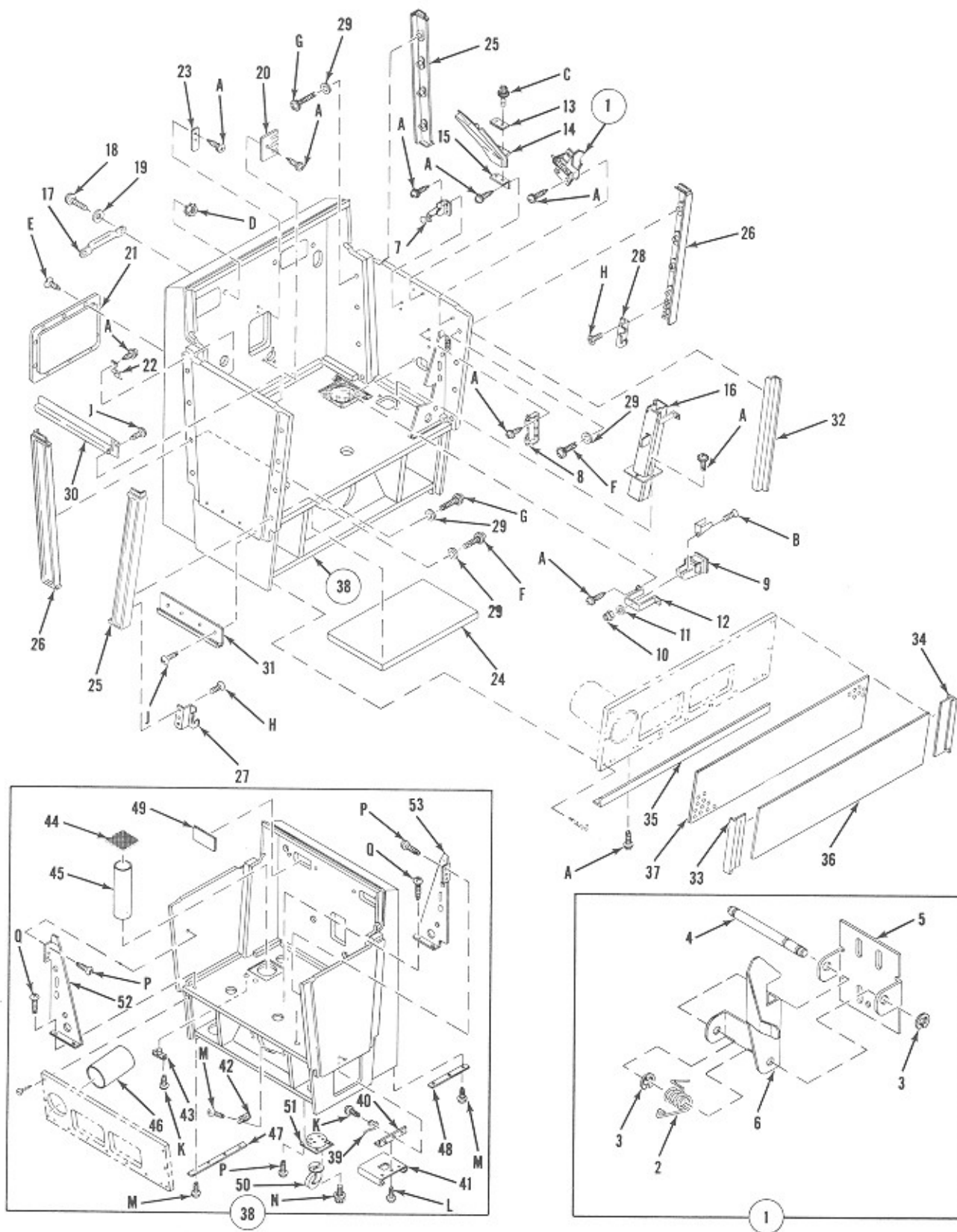


Figure 5. Cabinet Shell and Hardware

Fig. & Index No.	Part Number	Description	Qty.
5-	No Number	Cabinet Shell and Hardware (See Fig. 3)	Ref.
-1	301-05957	. Latch and Bracket Assembly, L.H.	1
-1	301-05958	. Latch and Bracket Assembly, R.H.	1
-2	200-13282	. Spring, Torsion, L.H.	1
-2	200-13283	. Spring, Torsion, R.H.	1
-3	703-01430	. Ring, Retaining	4
-4	200-13222	. Shaft, Latch	2
-5	200-13221	. Bracket, Latch	2
-6	300-06030	. Latch, Top Door, L.H.	1
-6	300-06031	. Latch, Top Door, R.H.	1
-7	201-13078	. Catch Assy. - Coin Rejector	1
-8	201-13079	. Hinge and Pin	1
-9	201-06463	. Slug Cup and Door Assembly	1
-10	200-05902	. Elastic Strap Nut	1
-11	702-01200	. Washer, Flat	1
-12	200-11356	. Bracket, Slug Cup	1
-13	200-12636	. Strap	1
-14	301-05975	. Coin Chute Assy. -Upper	1
-15	200-13111	. Bracket, Mounting	1
-16	301-05956	. Coin Chute Assy. -Lower	1
-17	200-06766	. Handle	2
-18	200-13180	. Bolt, Truss Head	4
-19	720-01203	. Washer, Flat	4
-20	200-13205	. Cover, Cord Hole	1
-21	300-05954	. Panel, Back, Speaker Compartment	1
-22	200-05871	. Clip, Mdg. Retaining	2
-23	200-13206	. Plate, Strike	1
-24	200-13080	. Pad, Acoustical	1
-25	600-03651	. Edge Trim, Side Panel	2
-26	600-03652	. Edge Trim, Side Panel	2
-27	200-13074	. Bracket, Hinge, L.H.	1
-28	200-13075	. Bracket, Hinge, R.H.	1
-29	712-01201	. Washer, Flat	16
-30	200-13000	. Trim, Top, Side Panel	2
-31	200-13001	. Trim, Bottom, Side Panel	2
-32	200-13202	. Trim, Anti-Cheat	2
-33	300-06022	. Trim, Grille, L.H.	1
-34	300-06023	. Trim, Grille, R.H.	1
-35	200-13204	. Trim, Lower Grille	1
-36	200-13201	. Scrim, Lower Grille	1
-37	300-05974	. Grille, Lower	1
-38	601-03664	. Shell Assembly	1
-39	200-06947	. Spring, Cash Box Lock	1
-40	200-09721	. Bracket, Cash Box Door Stop	1
-41	300-05965	. Enclosure, Cash Bag	1
-42	200-09558	. Teenut	5
-43	200-11006	. Teenut	2
-44	719-02401	. Screen, Wire Mesh	2
-45	200-13118	. Tube, Vent	2
-46	200-13119	. Tube, Vent	1
-47	201-13120	. Strap, Protective Edge	2
-48	202-13120	. Strap, Protective Edge	2
-49	200-13186	. Cover, Hand Hole	2
-50	201-10643	. Caster	4
-51	300-05600	. Cup, Caster	4
-52	400-05650	. Gusset, L.H.	1
-53	400-05651	. Gusset, R.H.	1
- STANDARD HARDWARE -			
-A	86363010	Screw, Self-Tapping, #8 x 5/8, Rd. Wash. Hd. Phillips Type 17	
-B	80322310	Screw, Machine, #6-32 x 5/8, Flat Hd. Phillips	
-C	80733005	Screw, Machine, #8-32 x 5/16, Sems Hex. Wash. Hd. Std. Sl.	
-D	87844400	Nut, Hex., #10-32, Keps	
-E	86323616	Screw, Self-Tapping, #8 x 1, Flat Hd. Phillips Type 17	
-F	82544408	Screw, Self-Tapping, #10-32 x 1/2, Sems Rd. Hd. Phillips Type 23	
-G	82544432	Screw, Self-Tapping, #10-32 x 2, Sems Rd. Hd. Phillips Type 23	
-H	82324406	Screw, Self-Tapping, #10-32 x 3/8, Flat Hd. Phillips Type 23	
-J	86352308	Screw, Self-Tapping, #6 x 1/2, Rd. Hd. Phillips Type 17	
-K	86353010	Screw, Self-Tapping, #8 x 5/8, Rd. Hd. Phillips Type 17	
-L	86353008	Screw, Self-Tapping, #8 x 1/2, Rd. Hd. Phillips Type 17	
-M	86352310	Screw, Self-Tapping, #6 x 5/8, Rd. Hd. Phillips Type 17	
-N	80746406	Screw, Self-Tapping, #1/4-28 x 3/8, Sems Hex. Wash. Hd. Std. Sl.	
-O	80746406	Screw, Self-Tapping, #1/4-28 x 3/8, Sems Hex. Wash. Hd. Std. Sl. Swage form	
-P	86354410	Screw, Self-Tapping, #10 x 5/8, Rd. Hd. Phillips Type 17	
-Q	86354416	Screw, Self-Tapping, #10 x 1, Rd. Hd. Phillips Type 17	

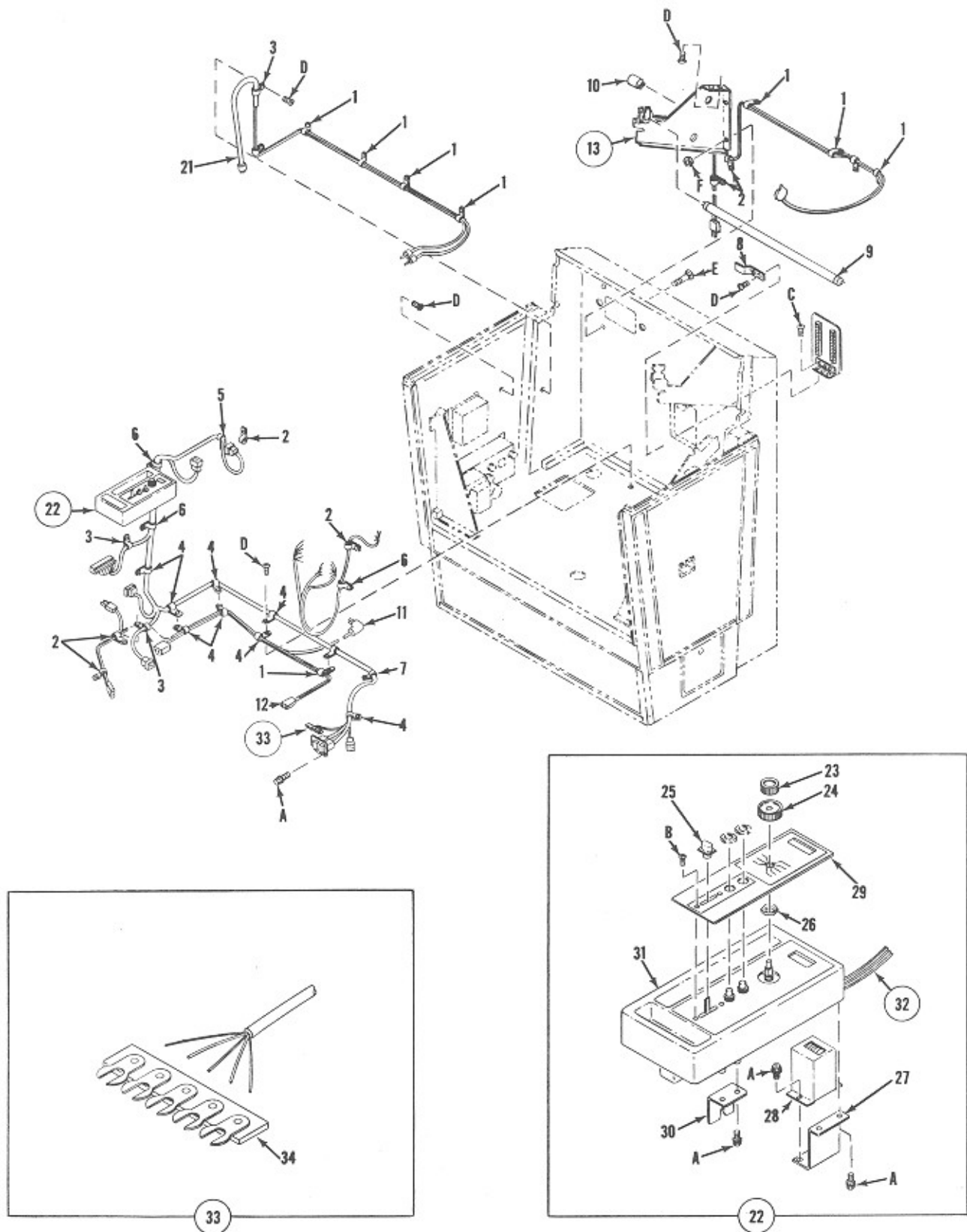


Figure 6. Cabinet Wiring and Electrical Hardware (Sheet 1 of 2)

Fig. & Index No.	Part Number	Description	Qty.
6-	No Number	Cabinet Wiring and Electrical Hardware (See Fig. 3)	Ref.
-1	702-00931	. Clamp, Cable	11
-2	703-00931	. Clamp, Cable	6
-3	704-00931	. Clamp, Cable	4
-4	705-00931	. Clamp, Cable	5
-5	706-00931	. Clamp, Cable	5
-6	707-00931	. Clamp, Cable	2
-7	708-00931	. Clamp, Cable	1
-8	201-08795	. Bracket, Retainer	2
-9	710-00601	. Lamp, Fluorescent, 18 W	1
-10	703-00800	. Starter, Fluorescent Lamp, 25 W	1
-11	200-11840	. Cord and Plug	1
-12	301-05955	. Plug and Receptacle Assembly	1
-13	401-05653	. Support and Harness Assembly (Includes Lamp Ballast).	1
-21	201-13059	. Tone Arm Cable and Plug Assembly	1
-22	601-03692	. Harness and Console Assembly	1
-23	200-13096	. . Knob, Price Switch	1
-24	200-13097	. . Knob, Price Switch	1
-25	200-11016	. . Knob, Switch Lever	1
-26	200-12142	. . Nut, Self-Locking	1
-27	200-13129	. . Bracket, Mounting	1
-28	200-12945	. . Counter, Electric	1
-29	300-05967	. . Escutcheon Plate	1
-30	200-13050	. . Bracket, Catch	1
-31	600-03683	. . Control Console	1
-32	601-03691	. . Wiring Harness Assembly	1
-33	201-13390	. . . Fanning Strip and Wire Assembly	1
-34	200-12574 Fanning Strip, 5 Lug	1
- STANDARD HARDWARE -			
-A	82733006	Screw, Self-Tapping, #8-32 x 3/8, Sems Sl. Hex. Wash. Hd. Type 23	
-B	80352304	Screw, Machine, #6-32 x 1/4, Rd. Hd. Phillips	
-C	86322308	Screw, Self-Tapping, #6 x 1/2, Flat Hd. Phillips Type 17	
-D	86363010	Screw, Self-Tapping, #8 x 5/8, Rd, Wash. Hd. Phillips Type 17	
-E	89976124	Bolt, Carriage, 1/4-20 x 1-1/4	
-F	87845700	Nut, Hex., 1/4-20, Keps	

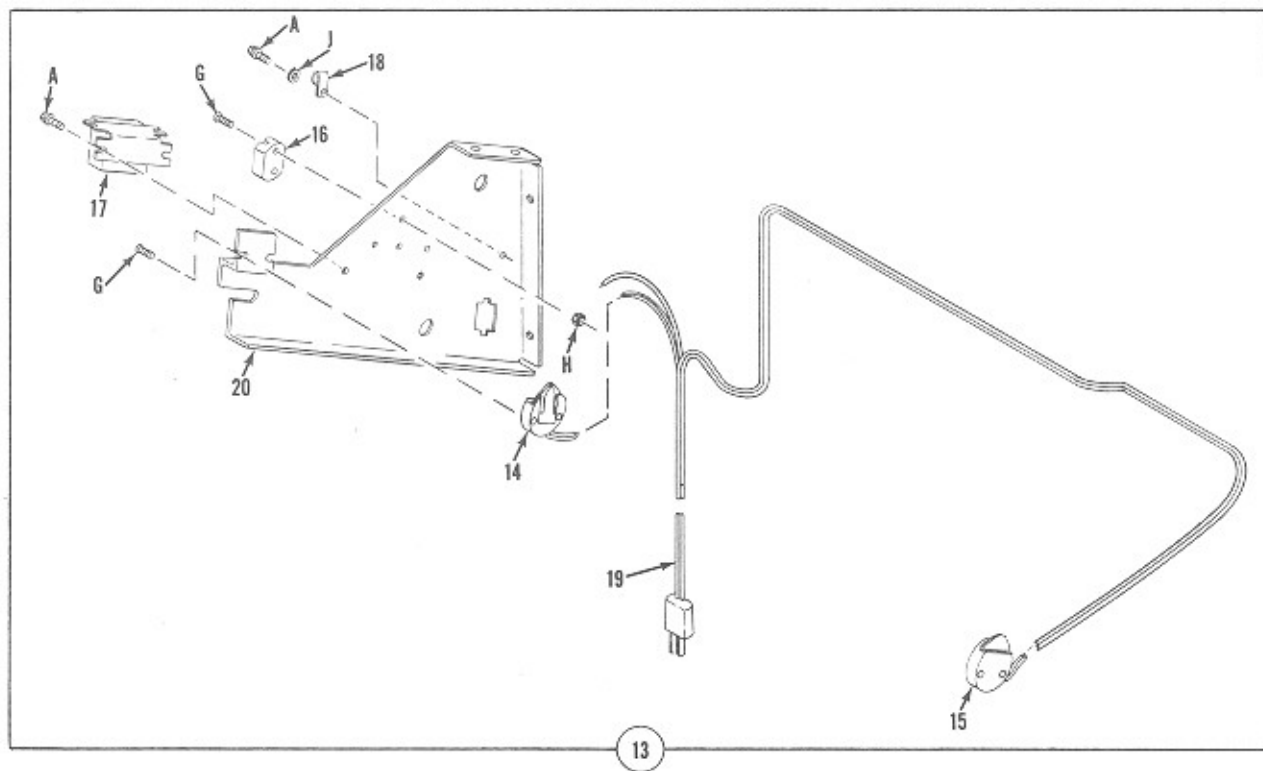
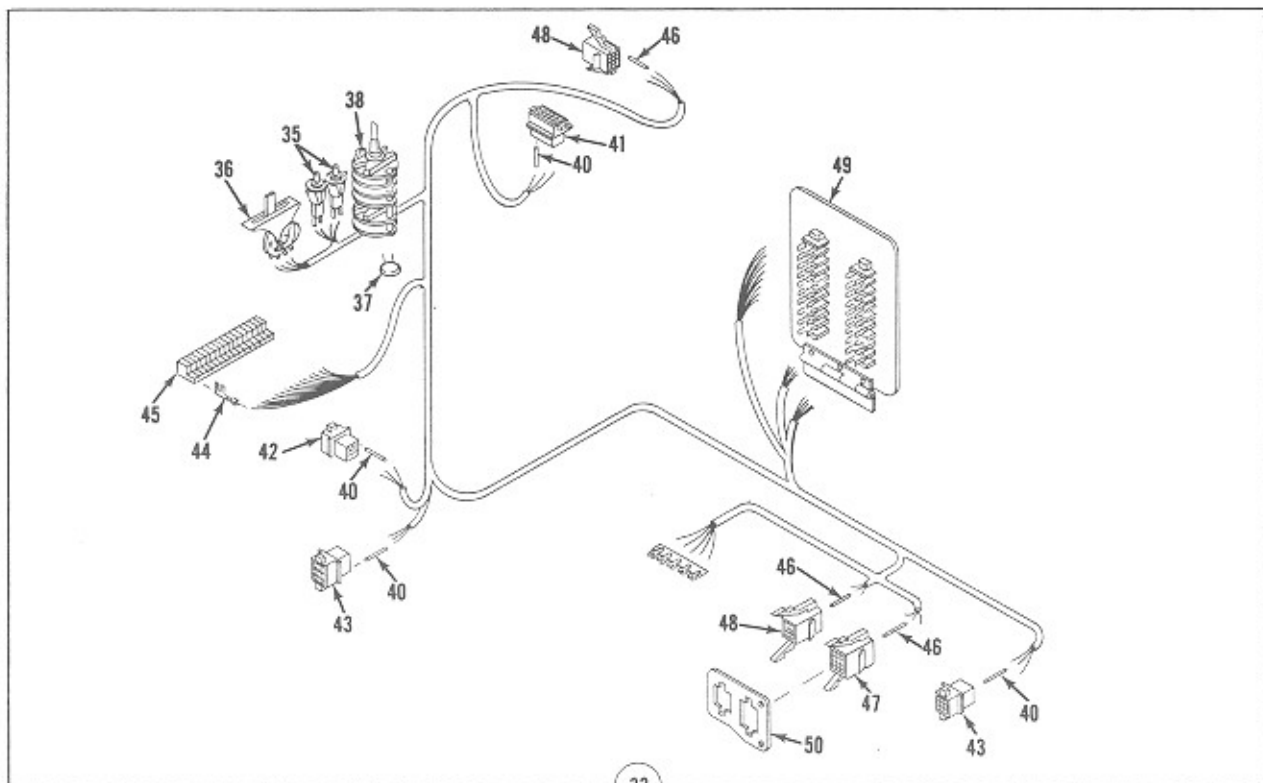


Figure 6. Cabinet Wiring and Electrical Hardware (Sheet 2 of 2)

Fig. & Index No.	Part Number	Description	Qty.
6-		Cabinet Wiring and Electrical Hardware (Cont.)	
-13	401-05653	. Support and Harness Assembly	Ref. 1
-14	203-12931	. . Lampholder	1
-15	204-12931	. . Lampholder	1
-16	200-00295	. . Socket, Starter	1
-17	200-13203	. . Ballast, 25W	1
-18	703-00931	. . Clamp, Cable	1
-19	705-00501	. . Cord and Plug	1
-20	301-06029	. . Support and Pin Assembly, L.H.	1
-32	601-03691	. . Wiring Harness Assembly	Ref.
-35	200-12500	. . . Switch, Momentary Contact	2
-36	200-11009	. . . Switch, Slide	1
-37	725-00223	. . . Capacitor, Ceramic Disc, 0.2 MFD 1000V	3
-38	300-05952	. . . Switch, Price	1
-40	702-00926	. . . Pin, Contact	36
-41	205-12445	. . . Housing, Connector	1
-42	202-12445	. . . Housing, Connector	1
-43	203-12445	. . . Housing, Connector	2
-44	701-00925	. . . Terminal, Flag	17
-45	206-11575	. . . Connector, Edge	1
-46	701-00926	. . . Pin, Contact	20
-47	204-12444	. . . Housing, Connector	1
-48	203-12444	. . . Housing, Connector	1
-49	301-05979	. . . Access Door Assembly	1
-50	200-12781	. . . Bracket, Receptacle	1
- STANDARD HARDWARE -			
-A	82733006	Screw, Self-Tapping, #8-32 x 3/8, Sems Sl. Hex. Wash Hd. Type 23	
-G	80351606	Screw, Machine, #4-40 x 3/8, Rd. Hd. Phillips	
-H	87841600	Nut, Hex., #4-40, Keps	
-J	88933000	Washer, Plain, Machine Screw, #8	

PRICE OF PLAY CARDS

The following illustrations show price of play combination cards used in the Rowe AMI Phonograph.

The correct wording for each card is illustrated along with the correct part no. The true shape of the card and lettering colors and style are identical to the price card which is supplied with your Rowe AMI Phonograph.

Price conversion instructions will be found in Credit and Pricing System Service Manual Section of this Manual.

STANDARD PLAYS	ALBUM PLAYS	MAKE STANDARD SELECTION
1.....10¢	1.....QUARTER	MAKE ANY SELECTION
3.....QUARTER	2.....HALF DOLLAR	
7.....HALF DOLLAR	PLUS ONE STANDARD	

300-6000

STANDARD PLAYS	ALBUM PLAYS	MAKE STANDARD SELECTION
1.....10¢	1.....QUARTER	MAKE ANY SELECTION
4.....QUARTER	3.....HALF DOLLAR	
9.....HALF DOLLAR		

200-65865

STANDARD PLAYS	ALBUM PLAYS	MAKE STANDARD SELECTION
1.....5¢	1.....10¢	MAKE ANY SELECTION
2.....10¢	3.....QUARTER	
6.....QUARTER	7.....HALF DOLLAR	
13.....HALF DOLLAR		

200-65869

STANDARD PLAYS	MAKE STANDARD SELECTION
1.....10¢	MAKE ANY SELECTION
3.....QUARTER	
11.....HALF DOLLAR	

200-65866

STANDARD PLAYS	ALBUM PLAYS	MAKE STANDARD SELECTION
1.....10¢	1.....15¢	MAKE ANY SELECTION
3.....QUARTER	2.....QUARTER	
7.....HALF DOLLAR	5.....HALF DOLLAR	

200-65870

STANDARD PLAYS	ALBUM PLAYS	MAKE STANDARD SELECTION
1.....10¢	1.....20¢	MAKE ANY SELECTION
5.....QUARTER	2.....QUARTER	
11.....HALF DOLLAR	PLUS ONE STANDARD	
	6.....HALF DOLLAR	

200-65867

STANDARD PLAYS	ALBUM PLAYS	MAKE STANDARD SELECTION
1.....10¢	1.....QUARTER	MAKE ANY SELECTION
3.....QUARTER	2.....HALF DOLLAR	
8.....HALF DOLLAR		

200-65871

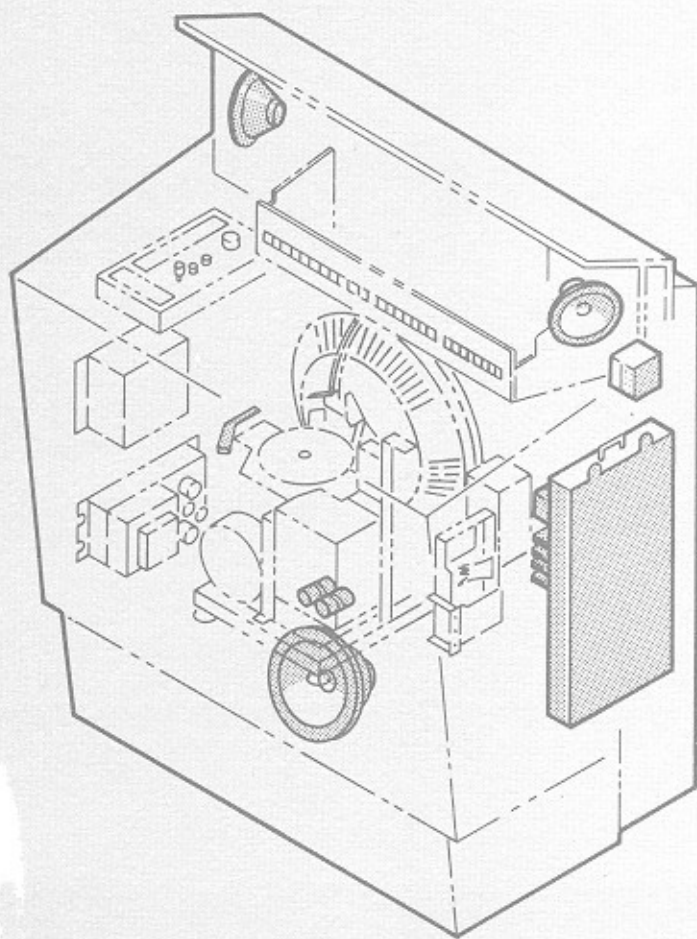
STANDARD PLAYS	ALBUM PLAYS	MAKE STANDARD SELECTION
1.....5¢	1.....10¢	MAKE ANY SELECTION
2.....10¢	2.....QUARTER	
5.....QUARTER	PLUS ONE STANDARD	
11.....HALF DOLLAR	6.....HALF DOLLAR	

200-65868

STANDARD PLAYS	ALBUM PLAYS	MAKE STANDARD SELECTION
1.....15¢	1.....QUARTER	MAKE ANY SELECTION
2.....QUARTER	3.....HALF DOLLAR	
5.....HALF DOLLAR		

200-65872

Rowe
AMI *The Music Merchant*



sound system parts catalog

TABLE OF CONTENTS

SOUND SYSTEM PARTS CATALOG

FIGURE NO.	TITLE	PAGE NO.
1.	Sound System Components	PC-26, 27
2.	Pre-Amplifier Assembly (Sheet 1)	PC-28, 29
2.	Pre-Amplifier Assembly (Sheet 2)	PC-30, 31
3.	Power Amplifier Assembly (Sheet 1)	PC-32, 33
3.	Power Amplifier Assembly (Sheet 2)	PC-34, 35
4.	Drive Stage Assembly	PC-36
5.	Volume and Cancel Control Assembly	PC-37

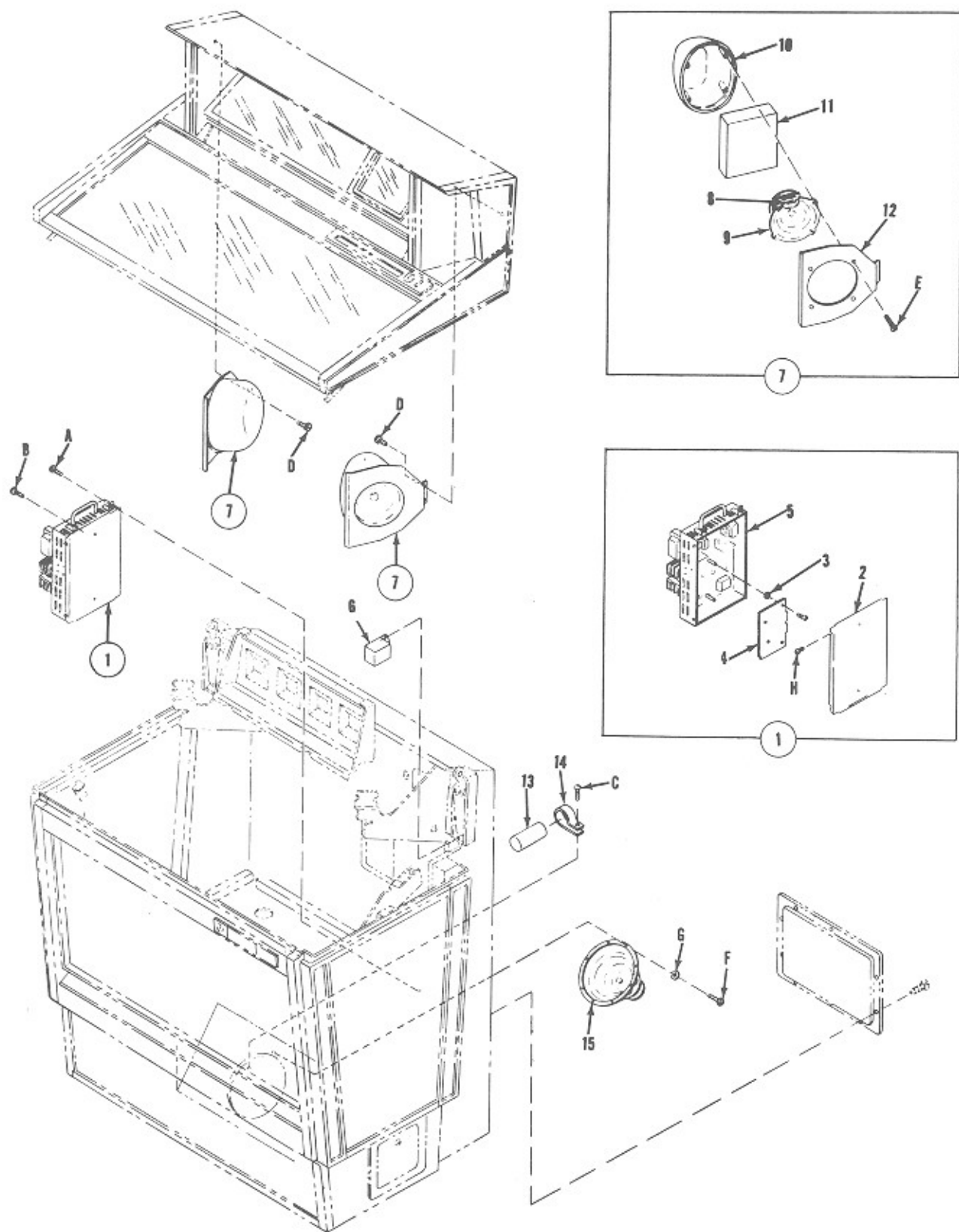


Figure 1. Sound System Components

Fig. & Index No.	Part Number	Description	Qty.
1-	No Number	Sound System Components	1
-1	601-03680	. Stereo Amplifier Assembly	1
-2	600-06040	. . Cover, Bottom	1
-3	706-01208	. . Washer, Felt	1
-4	601-03682	. . Pre-Amplifier Assembly (See Fig. 1)	1
-5	601-03681	. . Power Amplifier Assembly (See Fig. 3)	1
-6	304-05541	. Volume and Cancel Control Assembly (See Fig. 5)	1
-7	401-05654	. Speaker Assembly	2
-8	200-13244	. . Strip, Terminal	1
-9	400-05647	. . Speaker, Mid/High Frequency	1
-10	600-03677	. . Cover, Speaker	1
-11	200-13265	. . Pad, Acoustical	1
-12	400-05638	. . Plate, Mounting	1
-13	200-09786	. Capacitor, Electrolytic, 32 Mfd, 50V	2
-14	712-00931	. Clamp, Cable	2
-15	400-02539	. Speaker, Low Frequency	1
- STANDARD HARDWARE -			
-A	86354410	Screw, Self-Tapping, #10 x 5/8, Rd. Hd. Phillips Type 17	
-B	8054412	Screw, Machine, #10-32 x 3/4, Sems, Rd. Hd. Phillips	
-C	86363010	Screw, Self-Tapping, #8 x 5/8, Rd. Wash. Hd. Phillips Type 17	
-D	82733006	Screw, Self-Tapping, #8-32 x 3/8, Sems, Hex. Wash. Hd. Sl. Type 23	
-E	82323010	Screw, Self-Tapping, #8-32 x 5/8, Flat Hd. Phillips Type 23	
-F	82724420	Screw, Self-Tapping, #10-32 x 1-1/4, Sems, Hex. Wash. Hd. Sl. Type 23	
-G	88934400	Washer, Flat, #10	
-H	85682306	Screw, Self-Tapping, #6 x 3/8, Hex. Wash. Hd. Std. Type Z.	

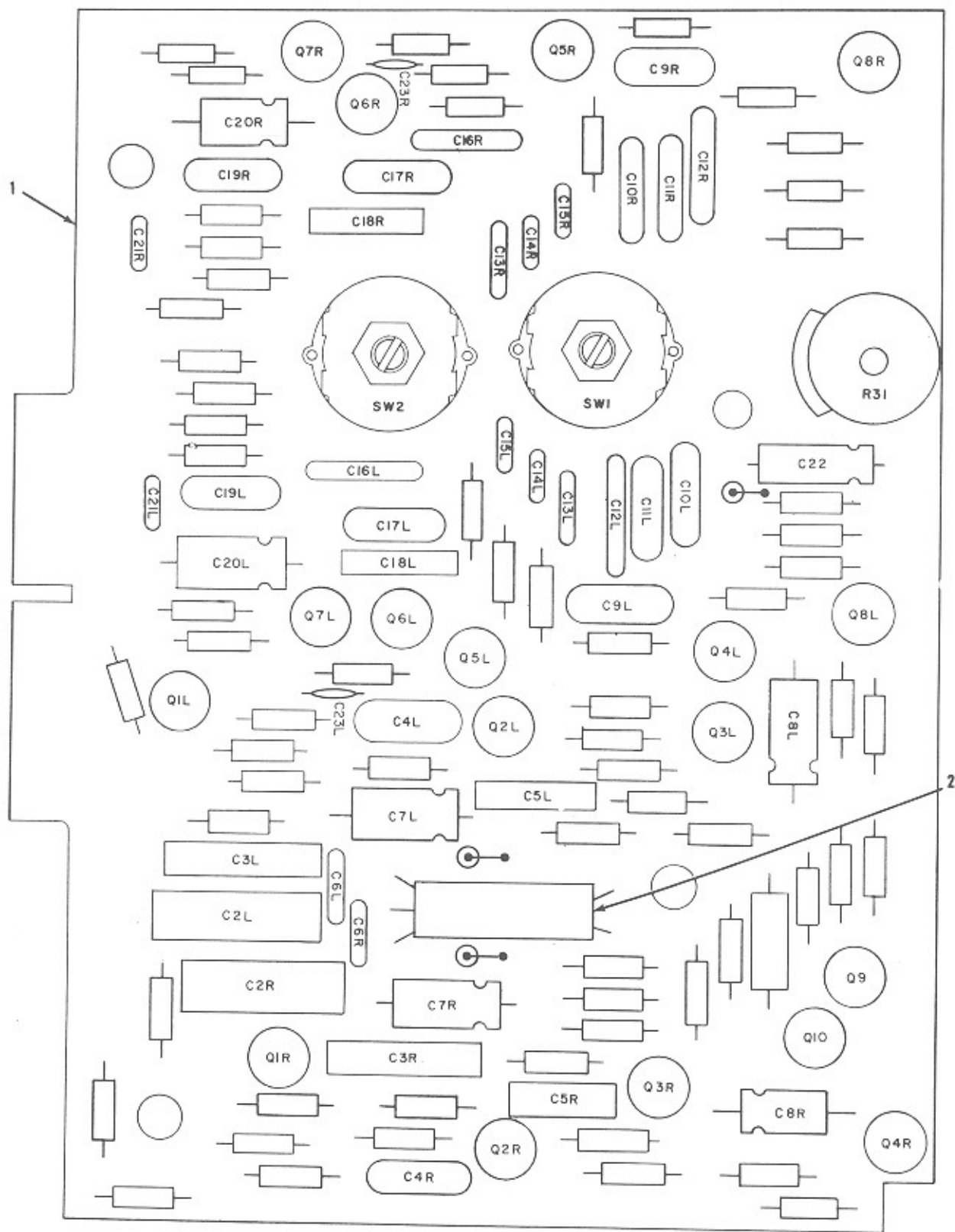


Figure 2. Pre-Amplifier Assembly (Sheet 1 of 2)

Fig. & Index No.	Part Number	Description	Qty.
2-	601-03682	Pre-Amplifier Assembly (See Fig. 1)	Ref.
-1	600-03592	. Printed Circuit Board	1
-2	200-13026	. Photo Cell	1
-C2R,L	701-00240	. Capacitor, Mylar, 0.47 MFD 100V	2
-C3R,L	703-00240	. Capacitor, Mylar, 0.22 MFD 100V	2
-C4R,L	702-00240	. Capacitor, Mylar, 0.10 MFD 100V	2
-C5R,L	708-00240	. Capacitor, Mylar, 0.047 MFD 100V	2
-C6R,L	701-00224	. Capacitor, Ceramic Disc, 470 MMF	2
-C7R,L	712-00230	. Capacitor, Electrolytic, 5 MFD 25V	2
-C8R,L	712-00230	. Capacitor, Electrolytic, 5 MFD 25V	2
-C9R,L	702-00240	. Capacitor, Mylar, 0.10 MFD 100V	2
-C10R,L	704-00240	. Capacitor, Mylar, 0.022 MFD 100V	2
-C11R,L	707-00240	. Capacitor, Mylar, 0.01 MFD 100V	2
-C12R,L	704-00224	. Capacitor, Ceramic Disc, 4,700 MMF 100V	2
-C13R,L	703-00224	. Capacitor, Ceramic Disc, 2,200 MMF 100V	2
-C14R,L	702-00224	. Capacitor, Ceramic Disc, 1,000 MMF 100V	2
-C15R,L	701-00224	. Capacitor, Ceramic Disc, 470 MMF 100V	2
-C16R,L	704-00224	. Capacitor, Ceramic Disc, 4,700 MMF 100V	2
-C17R,L	704-00240	. Capacitor, Mylar, 0.022 MFD 100V	2
-C18R,L	714-00240	. Capacitor, Mylar, 0.068 MFD 100V	2
-C19R,L	707-00240	. Capacitor, Mylar, 0.01 MFD 100V	2
-C20R,L	712-00230	. Capacitor, Electrolytic, 5 MFD 25V	2
-C22	702-00250	. Capacitor, Tantalum, 47 MFD 20V	1
-Q1R,L	705-00300	. Transistor, Silicon, NPN (2N2923)	2
-Q2R,L	701-00300	. Transistor, Silicon, NPN (2N2923)	2
-Q3R,L	702-00300	. Transistor, Silicon, NPN (2N2924)	2
-Q4R,L	701-00300	. Transistor, Silicon, NPN (2N2923)	2
-Q5R,L	702-00300	. Transistor, Silicon, NPN (2N2924)	2
-Q6R,L	702-00300	. Transistor, Silicon, NPN (2N2924)	2
-Q7R,L	702-00300	. Transistor, Silicon, NPN (2N2924)	2
-Q8R,L	703-00300	. Transistor, Silicon, NPN (2N2924)	2
-Q9	703-00300	. Transistor, Silicon, NPN (2N2925)	1
-Q10	703-00300	. Transistor, Silicon, NPN (2N2925)	1
-R31	200-13023	. Potentiometer, 300 Ohms	1
-SW1	200-13024	. Switch, Rotary	1
-SW2	200-13025	. Switch, Rotary	1
-C23R,L	712-00222	. Capacitor, Ceramic Disc, 100 MMF	2

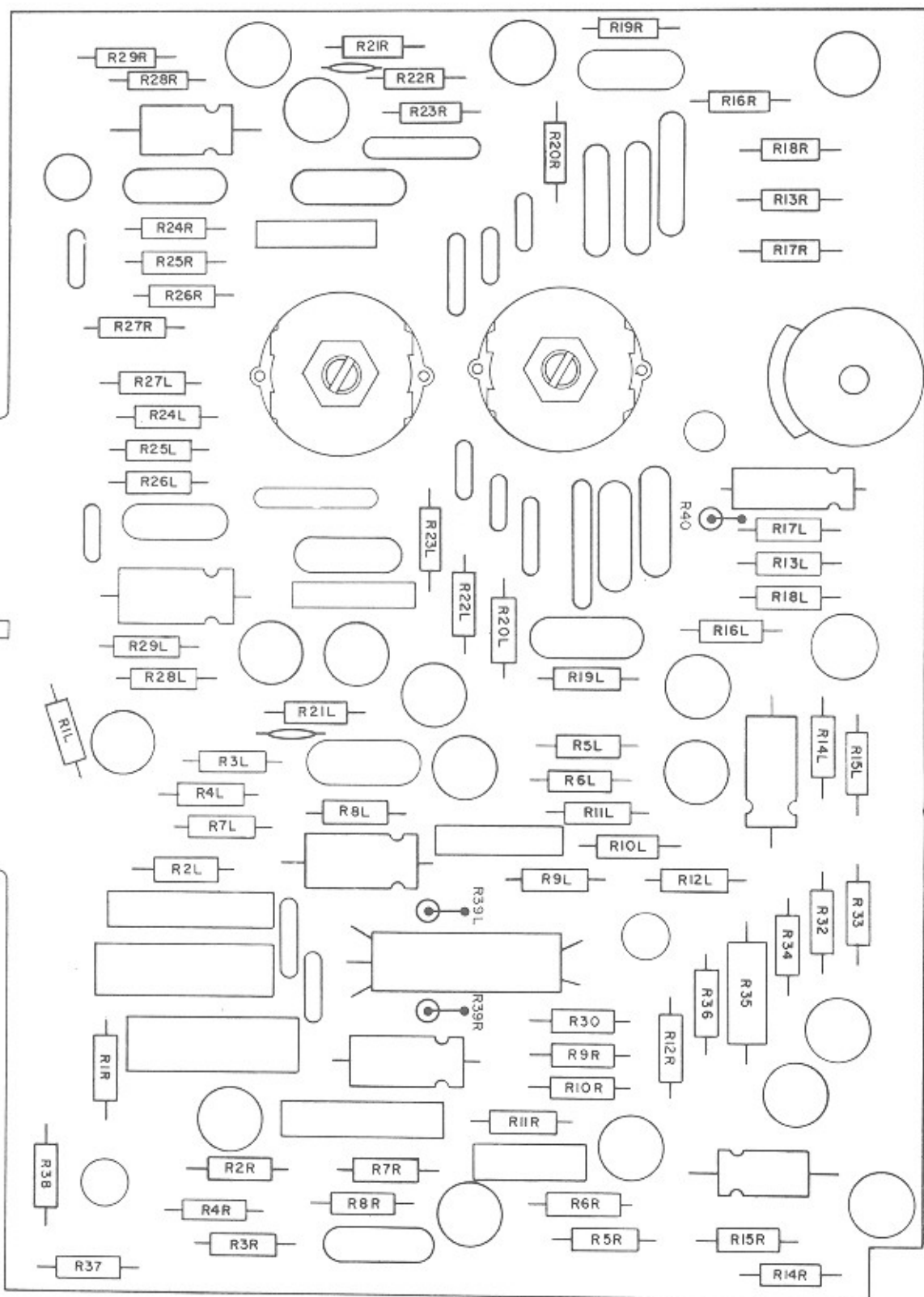


Figure 2. Pre-Amplifier Assembly (Sheet 2 of 2)

Fig. & Index No.	Part Number	Description	Qty.
2-		Pre-Amplifier Assembly (Cont.)	
-R1R,L	723-00104	. Resistor, Carbon, 5,600 Ohms 1/2 W	2
-R2R,L	706-00102	. Resistor, Carbon, 1 Meg Ohm 1/2W	2
-R3R,L	714-00102	. Resistor, Carbon, 3,300 Ohms 1/2W	2
-R4R,L	718-00104	. Resistor, Carbon, 6,800 Ohms 1/2W	2
-R5R,L	713-00102	. Resistor, Carbon, 10,000 Ohms 1/2W	2
-R6R,L	706-00102	. Resistor, Carbon, 1 Meg Ohm 1/2W	2
-R7R,L	708-00120	. Resistor, Carbon, 1,800 Ohms 1/2W	2
-R8R,L	708-00102	. Resistor, Carbon, 47 Ohms 1/2W	2
-R9R,L	718-00102	. Resistor, Carbon, 100,000 Ohms 1/2W	2
-R10R,L	703-00106	. Resistor, Carbon, 120,000 Ohms 1/2W	2
-R11R,L	718-00102	. Resistor, Carbon, 100,000 Ohms 1/2W	2
-R12R,L	713-00102	. Resistor, Carbon, 10,000 Ohms 1/2W	2
-R13R,L	708-00120	. Resistor, Carbon, 47 Ohms 1/2W	2
-R14R,L	706-00102	. Resistor, Carbon, 1 Meg Ohm 1/2W	2
-R15R,L	708-00104	. Resistor, Carbon, 4,700 Ohms 1/2W	2
-R16R,L	712-00120	. Resistor, Carbon, 1 Meg Ohm 1/2W	2
-R17R,L	711-00106	. Resistor, Carbon, 220 Ohms 1/2W	2
-R18R,L	720-00120	. Resistor, Carbon, 680-000 Ohms 1/2W	2
-R19R,L	710-00102	. Resistor, Carbon, 2,200 Ohms 1/2W	2
-R20R,L	708-00106	. Resistor, Carbon, 15,000 Ohms 1/2W	2
-R21R,L	708-00104	. Resistor, Carbon, 4,700 Ohms 1/2W	2
-R22R,L	702-00102	. Resistor, Carbon, 150,000 Ohms 1/2W	2
-R23R,L	707-00102	. Resistor, Carbon, 220,000 Ohms 1/2W	2
-R24R,L	712-00104	. Resistor, Carbon, 68,000 Ohms 1/2W	2
-R25R,L	701-00106	. Resistor, Carbon, 39,000 Ohms 1/2W	2
-R26R,L	708-00102	. Resistor, Carbon, 18,000 Ohms 1/2W	2
-R27R,L	718-00104	. Resistor, Carbon, 6,800 Ohms 1/2W	2
-R28R,L	718-00102	. Resistor, Carbon, 100,000 Ohms 1/2W	2
-R29R,L	708-00104	. Resistor, Carbon, 4,700 Ohms 1/2W	2
-R30	703-00102	. Resistor, Carbon, 270 Ohms 1/2W	1
-R32	720-00106	. Resistor, Carbon, 10 Meg Ohms 1/2W	1
-R33	720-00106	. Resistor, Carbon, 10 Meg Ohms 1/2W	1
-R34	718-00102	. Resistor, Carbon, 100,000 Ohms 1/2W	1
-R35	710-00108	. Resistor, Carbon, 820 Ohms 1W	1
-R36	714-00104	. Resistor, Carbon, 150 Ohms 1/2W	1
-R37	719-00106	. Resistor, Carbon, 1,000 Ohms 1/2W	1
-R38	704-00107	. Resistor, Carbon, 270,000 Ohms 1/2W	1
-R39R,L	705-00106	. Resistor, Carbon, 82,000 Ohms 1/2W	2
-R40	713-00102	. Resistor, Carbon, 10,000 Ohms 1/2W	1

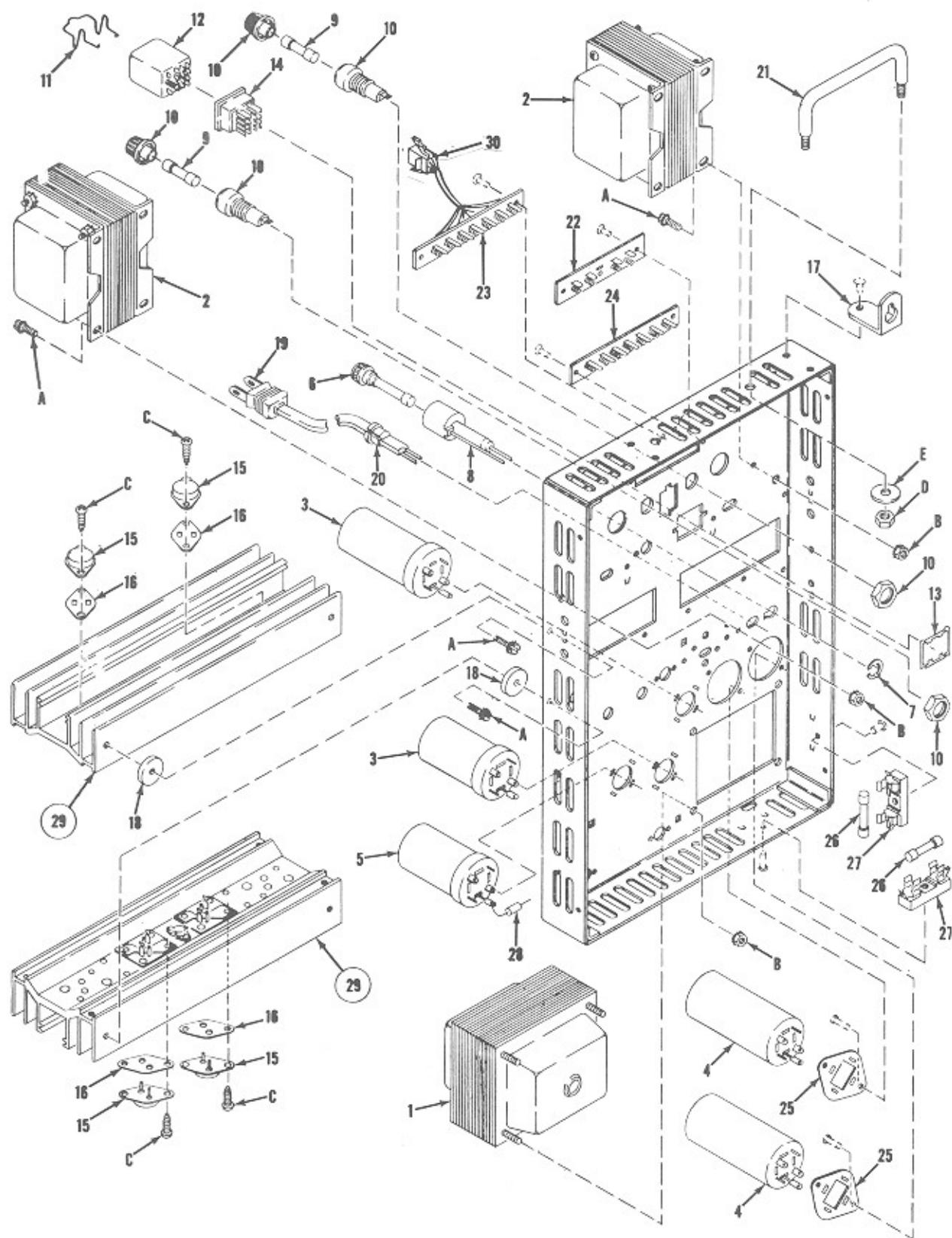


Figure 3. Power Amplifier Assembly (Sheet 1 of 2)

Fig. & Index No.	Part Number	Description	Qty.
3-	601-03681	Power Amplifier Assembly (See Fig. 1)	Ref.
-1	400-05618	. Transformer, Power	1
-2	400-05624	. Transformer, Output	2
-3	201-13046	. Capacitor, Electrolytic, 1,500 MFD 50V	2
-4	202-13046	. Capacitor, Electrolytic, 1,500 MFD 50V	2
-5	200-13047	. Capacitor, Electrolytic, 1,000 MFD 35V	1
-6	200-11445	. Fuse, Cartridge, 3.2 Amp	1
-7	200-11446	. Clip, Fuseholder	1
-8	200-11444	. Fuseholder	1
-9	708-00720	. Fuse, Cartridge, 3 Amp	2
-10	701-00726	. Fuseholder	2
-11	200-12869	. Spring, Relay	1
-12	200-12751	. Relay, Armature	1
-13	200-10475	. Retainer, Socket	1
-14	200-10474	. Socket, Relay	1
-15	701-00305	. Transistor, Silicon, NPN (2N3055)	4
-16	200-13189	. Insulator, Mica	4
-17	200-13264	. Bracket, Mounting	2
-18	702-01215	. Spacer	4
-19	701-00500	. Cord and Plug Assembly	1
-20	701-02321	. Strain Relief	1
-21	200-08079	. Handle, Bow	1
-22	200-13040	. Terminal Strip	1
-23	200-13042	. Terminal Strip	1
-24	200-13043	. Terminal Strip	1
-25	200-09623	. Plate, Mounting, Capacitor	2
-26	710-00720	. Fuse, Cartridge, 5 Amp	2
-27	200-02219	. Fuseholder	2
-28	704-00355	. Diode, Zener	1
-29	301-05945	. Heat Sink Assembly	2
	302-05945	. Heat Sink Assembly	1
-30	301-06014	. Harness-Amplifier Jumper Assembly	1
	204-12444	. . . Socket	1
	701-00926	. . . Contacts	8
	712-00910	. . . Spade Terminal Lugs	8
- STANDARD HARDWARE -			
-A	80733006	Screw, Machine, #8-32 x 3/8, Sems Hex. Wash. Hd. Std. Sl.	
-B	87843000	Nut, Hex., #8-32, Keps	
-C	82733008	Screw, Self-Tapping, #8-32 x 1/2, Sems Hex. Wash. Hd. Std. Sl. Type 23	
-D	87835700	Nut, Hex., #1/4 x 20	
-E	88935700	Washer, Plain, Machine Screw, #1/4	

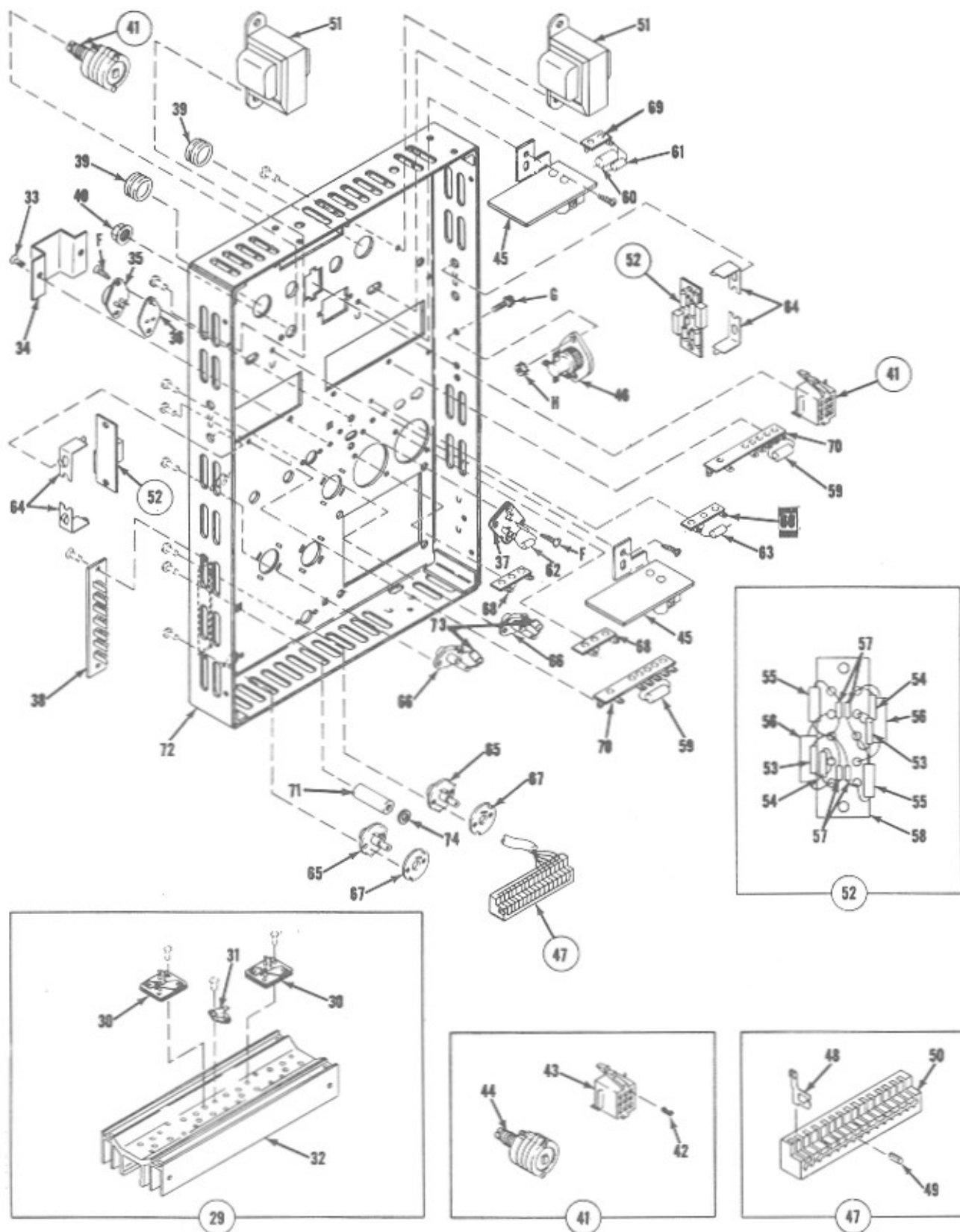


Figure 3. Power Amplifier Assembly (Sheet 2 of 2)

Fig. & Index No.	Part Number	Description	Qty.
3-		Power Amplifier Assembly (Cont.)	
-29	301-05945	. Heat Sink Assembly	Ref.
-30	200-13044	. . Socket, Transistor	2
-31	200-13231	. . Thermostat	1
-32	300-05937	. . Heat Sink	1
-33	200-13269	. Fastener	2
-34	200-13268	. Cover, Transistor	1
-35	701-00306	. Transistor, Silicon, NPN (2N3054)	1
-36	200-13188	. Insulator, Mica	1
-37	200-13178	. Socket, Transistor	1
-38	200-12524	. Terminal Strip	1
-39	702-02330	. Bushing, Snap	2
-40	200-02649	. Nut, Self-Locking	1
-41	301-05944	. Connector and Switch Assembly	1
-42	701-00926	. . Contact, Electrical	9
-43	203-12444	. . Housing, Contact	1
-44	200-12642	. . Switch, Rotary	1
-45	301-06024	. Driver Stage Assembly (See Fig. 4)	2
-46	200-13048	. Rectifier	1
-47	301-05946	. Connector and Cable Assembly	1
-48	701-00925	. . Terminal, Flag	14
-49	200-13334	. . Plug, Key	1
-50	206-11575	. . Connector, Edge	1
-51	300-05916	. Transformer, Driver	2
-52	201-13194	. Component Assembly	2
-53	702-00120	. . Resistor, Carbon, 15 Ohms 1/2W	2
-54	718-00120	. . Resistor, Carbon, 4.7 Ohms 1/2W	2
-55	714-00113	. . Resistor, Wire Wound, 0.47 Ohms 2W	2
-56	702-00117	. . Resistor, Wire Wound, 500 Ohms 5W	2
-57	701-00350	. . Diode, Silicon	4
-58	200-13193	. . Terminal Strip	1
-59	701-00212	. Capacitor, Mylar	2
-60	706-00250	. Capacitor, Tantalum, 15 MFD 35V	1
-61	719-00106	. Resistor, Carbon, 1,000 Ohms 1/2W	1
-62	701-00107	. Resistor, Carbon, 560 Ohms 1/2W.	1
-63	721-00104	. Resistor, Carbon, 47 Ohms 1/2W	1
-64	200-08257	. Clip, Mounting	4
-65	200-02635	. Receptacle, Phonograph Plug	2
-66	200-03068	. Receptacle, Phonograph Plug	2
-67	200-13107	. Washer, Insulating	2
-68	200-10192	. Terminal Strip	3
-69	200-12105	. Terminal Strip	1
-70	200-13326	. Terminal Strip	2
-71	200-13065	. Spacer	4
-72	401-05623	. Chassis	1
-73	711-00102	. Resistor, Carbon, 470-000 Ohms 1/2W	2
-74	706-01208	. Washer-Felt	4
- STANDARD HARDWARE -			
-F	85352304	Screw, Self-Tapping, #6 x 1/4, Rd. Hd. Phillips Sl. Type Z	
-G	80732310	Screw, Machine, #6-32 x 5/8, Sems Hex. Wash. Hd. Std. Sl.	
-H	87842300	Nut, Hex., #6-32, Keps	

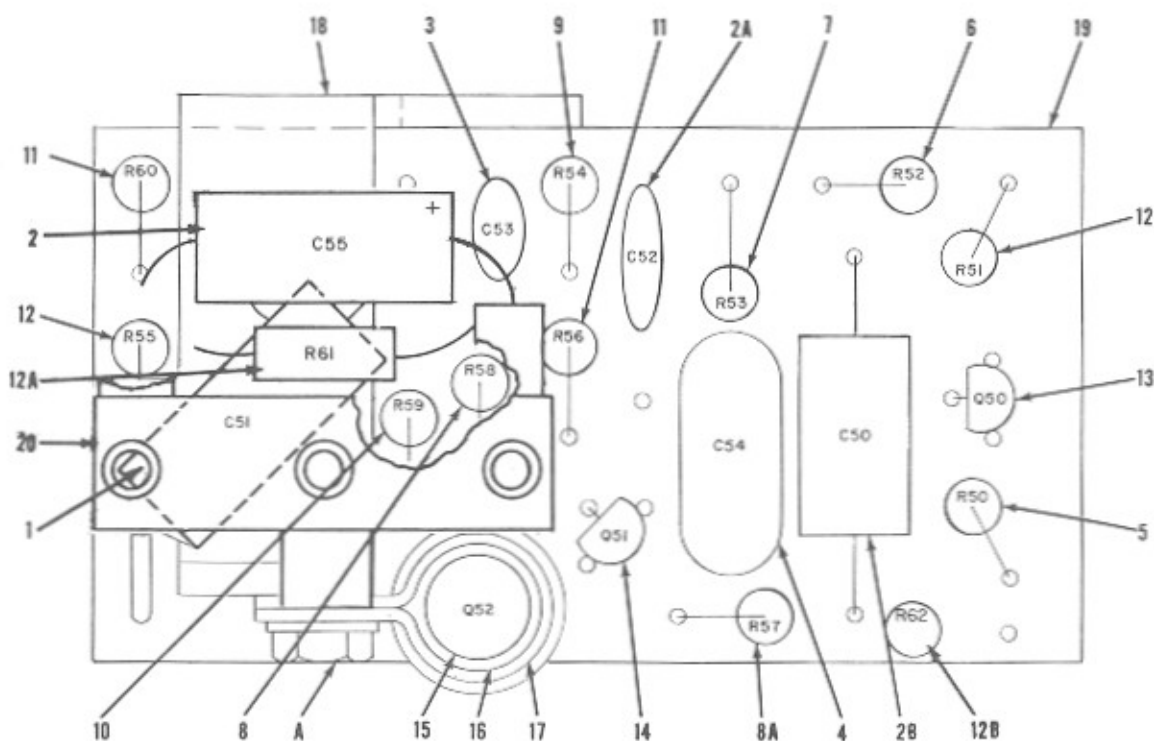


Figure 4. Driver Stage Assembly

Fig. & Index No.	Part Number	Description	Qty.
4-	301-06024	Driver Stage Assembly (See Fig. 3)	Ref.
-1	710-00230	. Capacitor, Electrolytic, 100-MFD 6V	1
-2	712-00230	. Capacitor, Electrolytic, 5 MFD 25V	1
-2A	703-00224	. Capacitor, Ceramic Disc, 2,200 MMF 100V	1
-2B	707-00212	. Capacitor Mylar, 0.033 MFD 100V	1
-3	706-00224	. Capacitor, Ceramic Disc, 220 MMF 100V	1
-4	702-00240	. Capacitor, Mylar, 0.10 MFD 100V	1
-5	722-00106	. Resistor, Carbon, 390,000 Ohms 1/2W	1
-6	703-00107	. Resistor, Carbon, 820 Ohms 1/2W	1
-7	714-00104	. Resistor, Carbon, 150 Ohms 1/2W	1
-8	711-00104	. Resistor, Carbon, 22,000 Ohms 1/2W	1
-8A	718-00104	. Resistor, Carbon, 6,800 Ohms 1/2W	1
-9	724-00104	. Resistor, Carbon, 27,000 Ohms 1/2W	1
-10	714-00120	. Resistor, Carbon, 27 Ohms 1/2W	1
-11	716-00120	. Resistor, Carbon, 47 Ohms 1/2W	2
-12	702-00106	. Resistor, Carbon, 47,000 Ohms 1/2W	2
-12A	707-00106	. Resistor, Carbon, 33,000 Ohms 1/2W	1
-12B	702-00104	. Resistor, Carbon, 470 Ohms 1/2W	1
-12C	200-10192	. Terminal Strip	1
-13	703-00300	. Transistor, Silicon, NPN (2N2925)	1
-14	701-00300	. Transistor, Silicon, NPN (2N2923)	1
-15	702-00310	. Transistor, Silicon, NPN (2N1613)	1
-16	702-01460	. Bearing, Insulator	1
-17	200-13327	. Clamp	1
-18	200-13192	. Bracket	1
-19	400-0565P	. Printed Circuit Board	1
-A	82682305	- STANDARD HARDWARE - Screw, Self-Tapping, #6-32 x 5/16, Hex. Wash. Hd. Std. Sl. Type 23	

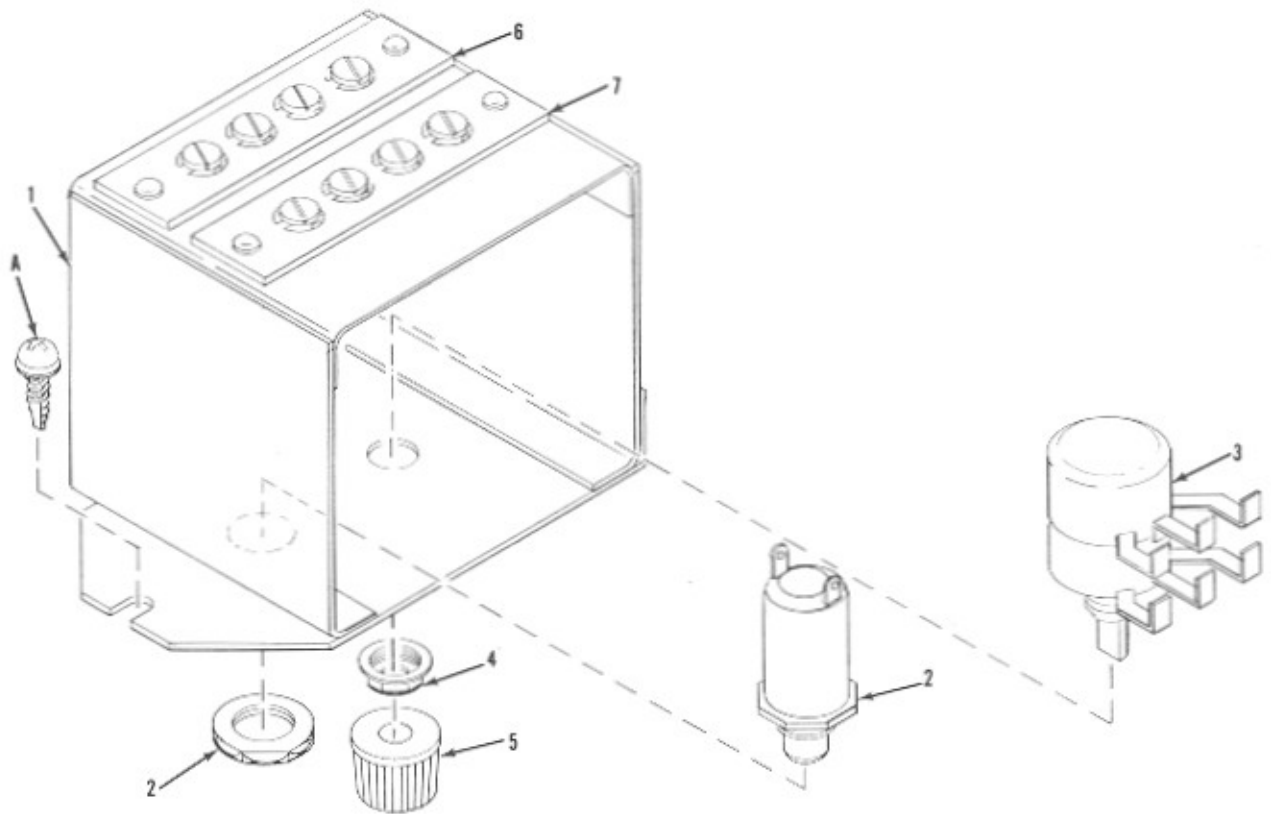
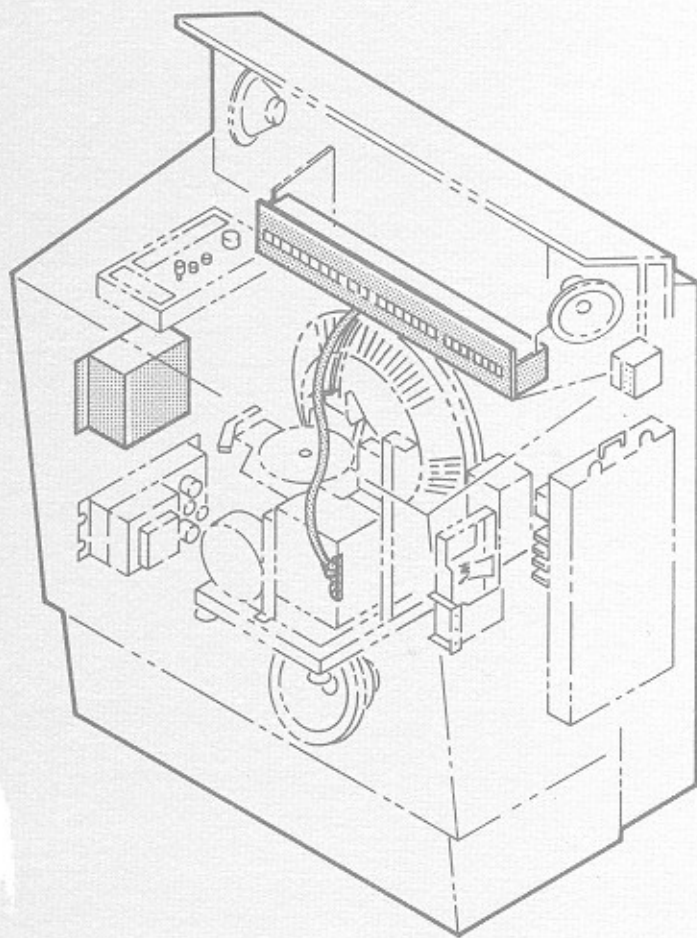


Figure 5. Volume and Cancel Control Assembly

Fig. & Index No.	Part Number	Description	Qty.
5-	304-05541	Volume and Cancel Control Assembly (See Fig. 1)	Ref.
-1	303-05542	. Box	1
-2	200-12500	. Switch, Push Button, Cancel	1
-3	300-03769	. Potentiometer, Volume Control	1
-4	200-02649	. Nut, Stamped	1
-5	200-01799	. Knob, Volume Control	1
-6	200-12633	. Terminal Strip	1
-7	200-12634	. Terminal Strip	1
- STANDARD HARDWARE -			
-A	86363010	Screw, Self-Tapping, #8-32 x 5/8, Rd. Wash. Hd. Phillips Sl. Type 17	

Rowe **AM** *The Music Merchant*



selector and credit unit parts catalog

ROWE MANUFACTURING 75 TROY HILLS RD. WHIPPANY N.J. 07981

TABLE OF CONTENTS

SELECTOR AND CREDIT UNIT PARTS CATALOG

FIGURE NO.	TITLE	PAGE NO.
1.	Selector and Trim Assembly	PC-40, 41
2.	Credit Unit Assembly	PC-42, 43

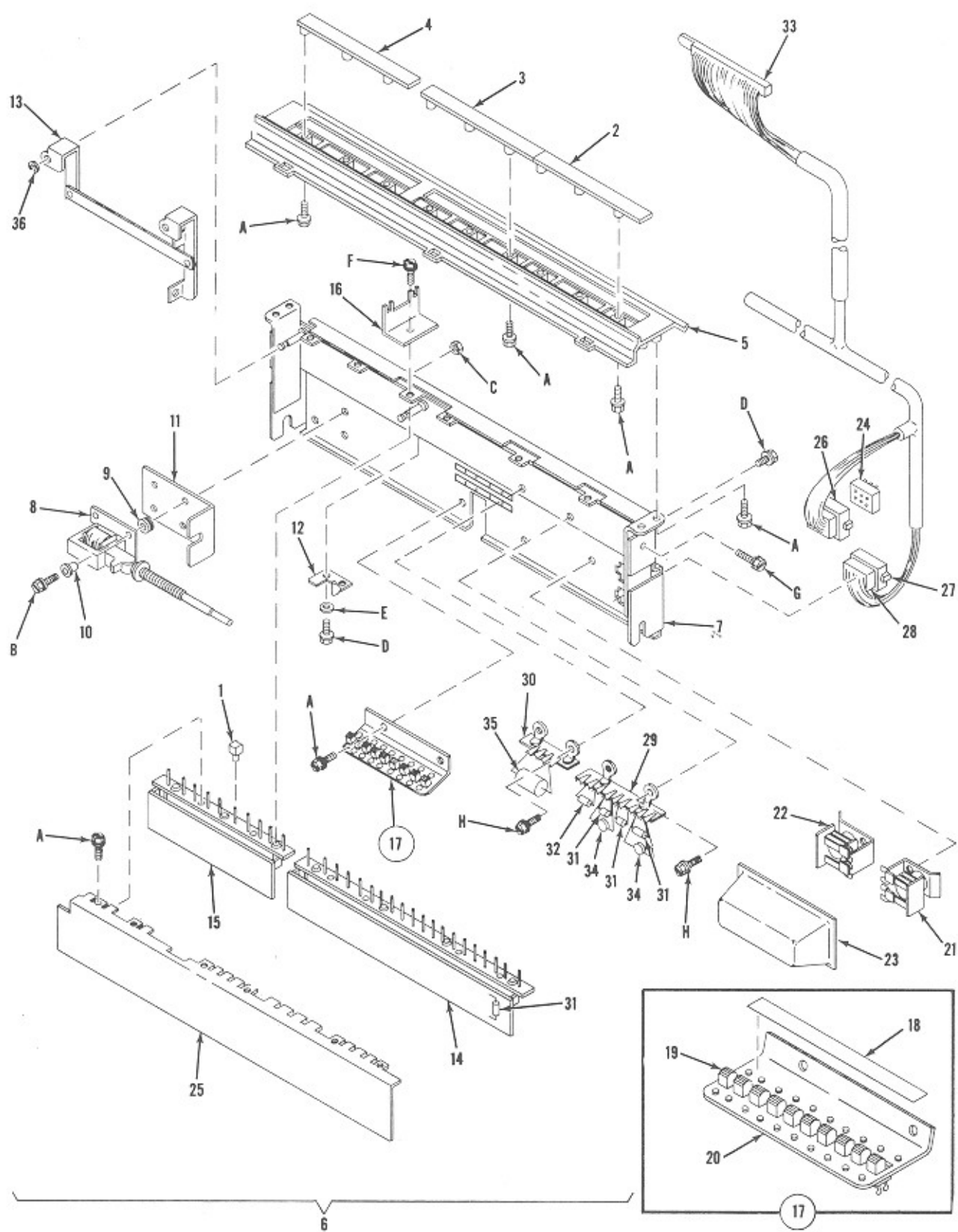


Figure 1. Selector and Trim Assembly

Fig. & Index No.	Part Number	Description	Qty.
1-	601-03694	Selector and Trim Assembly	1
-1	300-05905	. Push Button	30
-2	301-05906	. Strip, Identification	1
-3	302-05906	. Strip, Identification	1
-4	303-05906	. Strip, Identification	1
-5	600-03667	. Trim, Push Button	1
-6	601-03688	. Selector Assembly	1
-7	301-05943	. . Frame and Pivot Assembly	1
-8	301-05685	. . Solenoid and Push Rod Assembly	1
-9	200-08309	. . Grommet	3
-10	200-10157	. . Bushing, Grommet	3
-11	200-12663	. . Bracket, Solenoid	1
-12	200-11827	. . Stop, Lever	1
-13	301-05682	. . Lever Assembly, Release	1
-14	400-05614	. . Switch Assembly, Push Button, Letter	1
-15	300-05915	. . Switch Assembly, Push Button, Number	1
-16	200-13007	. . Support, Trim	3
-17	301-05947	. . Switch Bank Assembly, Slide	1
-18	200-12589	. . . Label, Premium Price	1
-19	200-12582	. . . Switch, Slide	10
-20	300-05948	. . . Bracket, Mounting	1
-21	200-11944	. . Relay, Select Pulse and Latch	1
-22	200-11945	. . Relay, Search Unit	1
-23	300-05572	. . Cover, Relay	1
-24	201-13087	. . Plug, Jumper	1
-25	400-05293	. . Insulator, Switch Bank	1
-26	208-12444	. . Socket Housing	1
-27	205-12444	. . Socket Housing	1
-28	701-00926	. . Pin, Contact	25
-29	200-00999	. . Terminal Strip	1
-30	200-03687	. . Terminal Strip	1
-31	200-11145	. . Rectifier, Silicon	4
-32	706-00104	. . Resistor, Carbon, 1800 ohms, 1/2 W	1
-33	300-05210	. . Connector, Edge	1
-34	703-00222	. . Capacitor, Ceramic, 0.02 MFD, 500 V	2
-35	714-00231	. . Capacitor, Electrolytic, 5 MFD, 400 V	1
-36	703-01430	. . Ring, Retaining	2
- STANDARD HARDWARE -			
-A	82733006	Screw, Self-Tapping, 8-32 x 3/8, Sems Hex. Wash. Hd, Std. Sl. Type 23	
-B	80734414	Screw, Machine, 10-32 x 7/8, Sems Hex. Wash. Hd. Std. Sl.	
-C	87844400	Nut, Hex., 10-32, Keps	
-D	80733006	Screw, Machine, 8-32 x 3/8, Sems Hex. Wash. Hd. Std. Sl.	
-E	88933000	Washer, Plain, Machine Screw, #8	
-F	80733005	Screw, Machine, 8-32 x 5/16, Sems Hex. Wash. Hd. Std. Sl.	
-G	80734406	Screw, Machine, 10-32 x 3/8, Sems Hex. Wash. Hd. Std. Sl.	
-H	80732304	Screw, Machine, 6-32 x 1/4, Sems Hex. Wash. Hd. Std. Sl.	

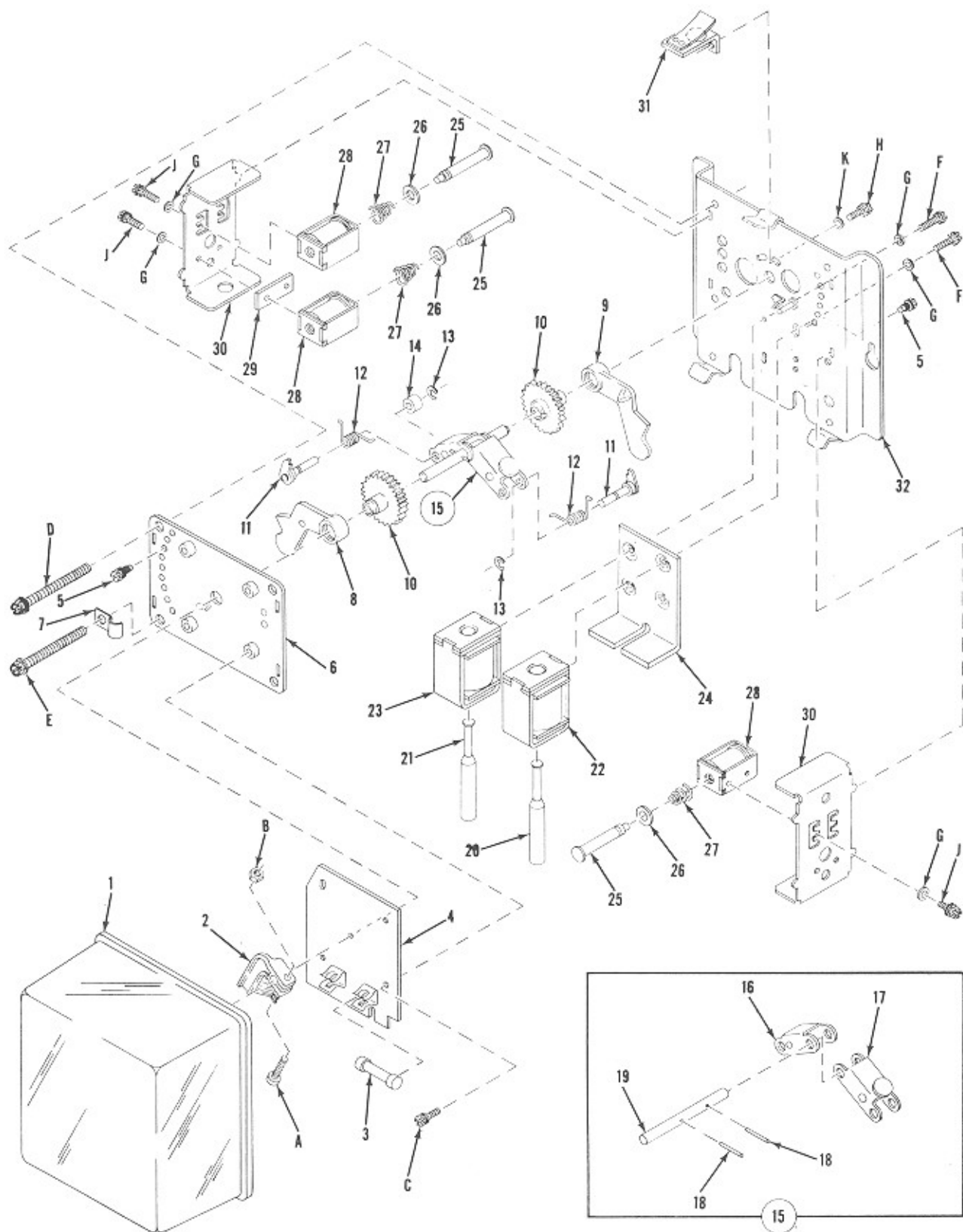
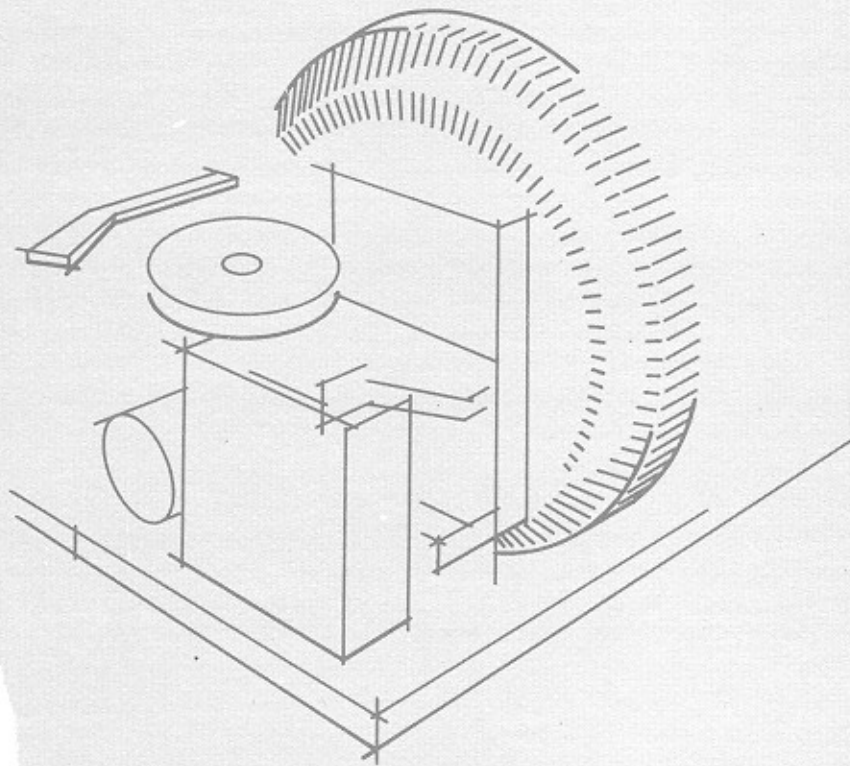


Figure 2. Credit Unit Assembly

Fig. & Index No.	Part Number	Description	Qty.
2-	603-03300	Credit Unit Assembly	1
-1	400-05297	. Cover	1
-2	301-05832	. Wiper Assembly	1
-3	703-00721	. Fuse, Cartridge	1
-4	302-05580	. Switch Circuit Assembly	1
-5	200-07468	. Screw, Stop	2
-6	201-12056	. Plate Assembly, Front	1
-7	200-00130	. Clip, Cable	1
-8	200-07484	. Stop Arm, Credit	1
-9	200-12949	. Stop Arm, Cancel	1
-10	200-12052	. Wheel, Ratchet	2
-11	201-12055	. Pawl and Shaft Assembly	2
-12	200-12068	. Spring, Torsion	2
-13	701-01430	. Ring, Retaining	2
-14	724-01215	. Spacer, Sleeve	1
-15	202-12058	. Roller Bracket and Shaft Assembly	1
-16	201-07825	. . Bracket and Roller Assembly, Credit	1
-17	201-11568	. . Bracket and Roller Assembly, Cancel	1
-18	716-01130	. . Pin, Roll	2
-19	200-07467	. . Shaft	1
-20	202-07756	. Plunger and Tip Assembly, Cancel	1
-21	201-07756	. Plunger and Tip Assembly, Credit	1
-22	205-11505	. Solenoid Assembly, Cancel	1
-23	204-11505	. Solenoid Assembly, Credit	1
-24	200-12951	. Bracket, Solenoid	1
-25	201-12019	. Plunger, Stop	3
-26	712-01207	. Washer, Flat	3
-27	200-11533	. Spring, Compression	3
-28	201-12859	. Solenoid, Stop	3
-29	200-12060	. Plate, Spacer	1
-30	300-05575	. Frame, Side	2
-31	201-07792	. Detent Assembly	1
-32	301-05834	. Plate Assembly Mounting	1
- STANDARD HARDWARE -			
-A	80751610	Screw, Cap, #4-40 x 5/8, Skt. Hd.	
-B	87841600	Nut, Hex., #4-40, Keps	
-C	80683004	Screw, Machine, #8-32 x 1/4, Hex. Wash. Hd. Std. Sl.	
-D	80734432	Screw, Machine, #10-32 x 2, Sems Hex. Wash. Hd. Std. Sl.	
-E	80684432	Screw, Machine, #10-32 x 2, Hex. Wash. Hd. Std. Sl.	
-F	80733008	Screw, Machine, #8-32 x 1/2, Sems Hex. Wash. Hd. Std. Sl.	
-G	88933000	Washer, Plain, Machine Screw, #8	
-H	80732304	Screw, Machine, #6-32 x 1/4, Sems Hex. Wash. Hd. Std. Sl.	
-J	80732306	Screw, Machine, #6-32 x 3/8, Sems Hex. Wash. Hd. Std. Sl.	
-K	88932300	Washer, Plain, Machine Screw, #6	

Rowe
AM RECORD CHANGER



parts catalog

ROWE MANUFACTURING 75 TROY HILLS RD. WHIPPANY N.J. 07981



MODEL 1100

RECORD
CHANGER

PARTS CATALOG

TABLE OF CONTENTS

MODEL 1100 RECORD CHANGER PARTS CATALOG

FIGURE NO.	TITLE	PAGE NO.
1.	Record Changer Mechanism	PC-46, 47
2.	Cable and Annunciator Assembly	PC-48
3.	Popularity Meter	PC-49
4.	Cam Switch and Motor Assembly	PC-50, 51
5.	Search Unit and Pin Wheel Assembly	PC-52, 53
6.	Search Unit Assembly (Sheet 1)	PC-54, 55
6.	Search Unit Assembly (Sheet 2)	PC-56, 57
7.	Stop Switch Assembly	PC-58, 59
8.	Magazine-Belt-Transfer Arm Assembly	PC-60, 61
9.	Tone Arm Assembly	PC-62, 63
10.	Turntable Motor and Plate Assembly	PC-64, 65
11.	Scan Control Assembly	PC-66, 67
12.	Magazine Motor and Detent-Magazine Drive- Popularity Meter Drive Assembly	PC-68, 69
13.	Transfer Drive-Taggle Linkage-Base Assembly	PC-70, 71
14.	Main Wiring Harness and Related Parts	PC-72, 73
15.	Mechanism Support and Spring Assembly	PC-74, 75


MODEL 1100
RECORD
CHANGER
PARTS CATALOG

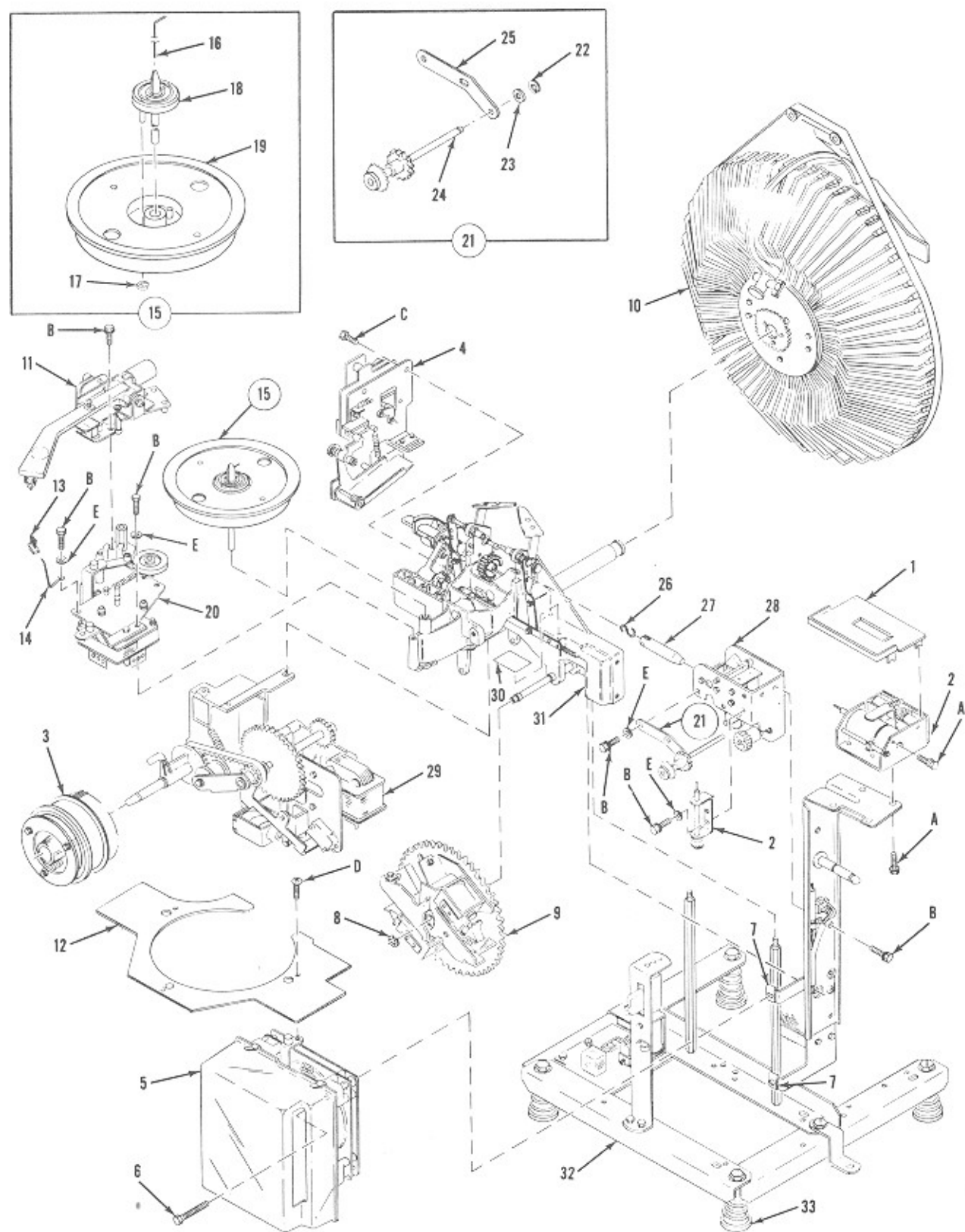


Figure 1. Mechanism Assembly



Fig. & Index No.	Part Number	Description	Qty.
1-	603-03030	Mechanism Assembly	1
-1	300-05909	. Trim, Annunciator	1
-2	301-05217	. Cable and Annunciator Assembly (See Fig. 2)	1
-3	301-05465	. Popularity Meter (See Fig. 3)	1
-4	401-05616	. Cam Switch and Motor Assembly (See Fig. 4)	1
-5	404-05012	. Search Unit and Pin Wheel Assembly (See Fig. 5)	1
-6	200-10789	. Bolt, Mounting	3
-7	200-11587	. Nut, Speed	2
-8	702-01430	. Ring, Retaining	1
-9	401-05024	. Stop Switch Assembly (See Fig. 7)	1
-10	No Number	. Magazine-Belt-Transfer Arm Assembly (See Fig. 8)	1
-11	303-05124	. Tone Arm Assembly (See Fig. 9)	1
-12	300-05218	. Trim, Mechanism	1
-13	200-02182	. Brush	1
-14	200-11569	. Clip, Brush	1
-15	301-05661	. Turntable Assembly	1
-16	200-10867	. . Trip Wire	1
-17	701-01430	. . Ring, Retaining	1
-18	201-12554	. . Hub	1
-19	401-05373	. . Turntable	1
-20	401-05046	. Turntable Motor and Plate Assembly (See Fig. 10)	1
-21	201-11596	. Annunciator Drive and Bracket Assembly	1
-22	703-01430	. . Ring, Retaining	1
-23	703-01460	. . Bearing	1
-24	201-11590	. . Drive, Annunciator	1
-25	200-10999	. . Bracket	1
-26	200-11513	. Link	1
-27	201-11515	. Plunger, Solenoid	1
-28	302-05111	. Scan Control Assembly (See Fig. 11)	1
-29	No Number	. Magazine Motor and Detent Assembly-Magazine Drive- Popularity Meter Drive (See Fig. 12)	1
-30	201-11004	. Nameplate	1
-31	No Number	. Transfer Drive-Toggle Linkage and Base Assembly (See Fig. 13)	1
-32	No Number	. Main Wiring Harness and Related Parts (See Fig. 14)	1
-33	200-11537	. Support, Spring	4
- STANDARD HARDWARE -			
-A	82682306	Screw, Self-Tapping, #6-32 x 3/8, Hex. Wash. Hd. Std. Sl. Type 23	
-B	80733004	Screw, Machine, #8-32 x 1/4, Sems Hex. Wash. Hd. Std. Sl.	
-C	80434408	Screw, Self-Tapping, #10-32 x 1/2, Hex. Wash. Hd. Std. Sl. Swage Form	
-D	80373506	Screw, Machine, #8-32 x 3/8, Truss Hd. Phillips Sl.	
-E	88933000	Washer, Plain, Machine Screw, #8	
-F	82684406	Screw, Self-Tapping, #10-32 x 3/8, Hex. Wash. Hd. Std. Sl. Type 23	
-G	82684408	Screw, Self-Tapping, #10-32 x 1/2, Hex. Wash. Hd. Std. Sl. Type 23	
-H	80733006	Screw, Machine, #8-32 x 3/8, Sems Hex. Wash. Hd. Std. Sl.	


MODEL 1100
RECORD
CHANGER
PARTS CATALOG

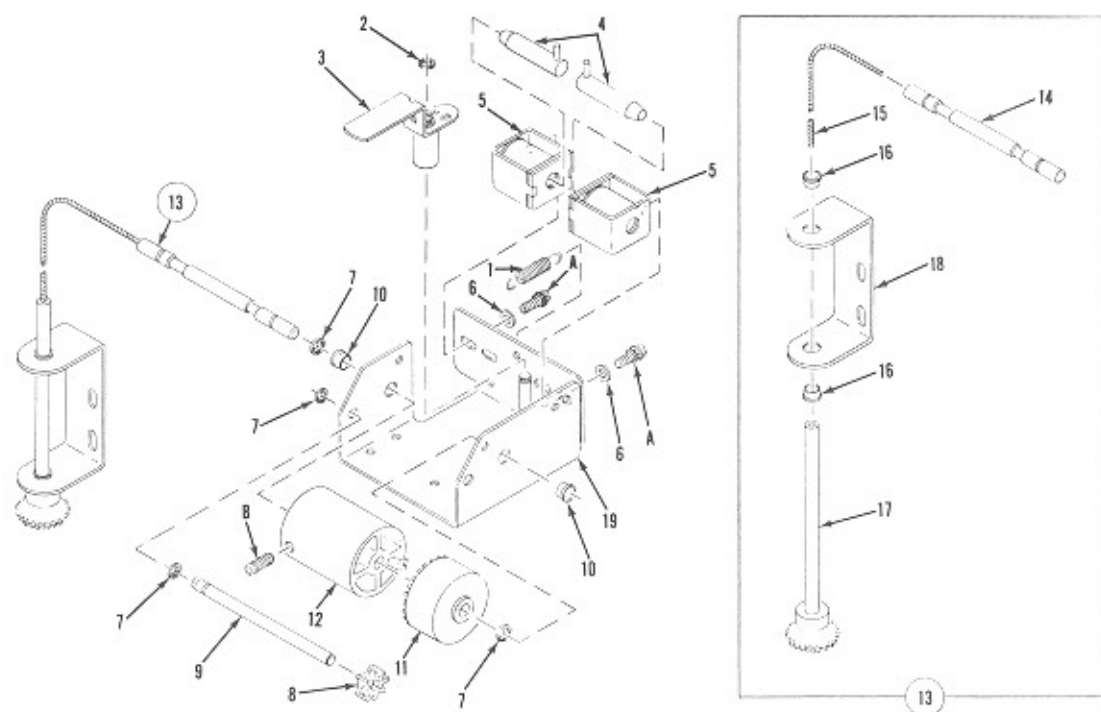


Figure 2. Cable and Annunciator Assembly

Fig. & Index No.	Part Number	Description	Qty.
2-	301-05217	Cable and Annunciator Assembly (See Fig. 1)	Ref.
-1	200-03816	. Spring, Tension	1
-2	701-01430	. Ring, Retaining	1
-3	201-10994	. Shutter	1
-4	201-10998	. Plunger	2
-5	206-10743	. Coil, Solenoid	2
-6	711-01206	. Washer, Flat	4
-7	703-01430	. Ring, Retaining	4
-8	200-10978	. Gear, Pinion	1
-9	200-10993	. Shaft, Pinion	1
-10	703-01460	. Bearing	2
-11	200-13005	. Gear, Number Wheel	1
-12	201-13008	. Wheel, Letter	1
-13	301-05215	. Drive Assembly	1
-14	200-11588	. Shaft, Annunciator	1
-15	204-10990	. Cable	1
-16	703-01460	. Bearing	1
-17	201-11546	. Shaft and Gear Assembly	1
-18	200-11593	. Bracket, Gear Mounting	1
-19	202-10984	. Frame Assembly	1
- STANDARD HARDWARE -			
-A	80732303	Screw, Machine, #6-32 x 3/16, Sems Hex. Wash. Hd. Std. Sl.	
-B	80782303	Setscrew, #6-32 x 3/16, Socket Hd. Cup Pt.	

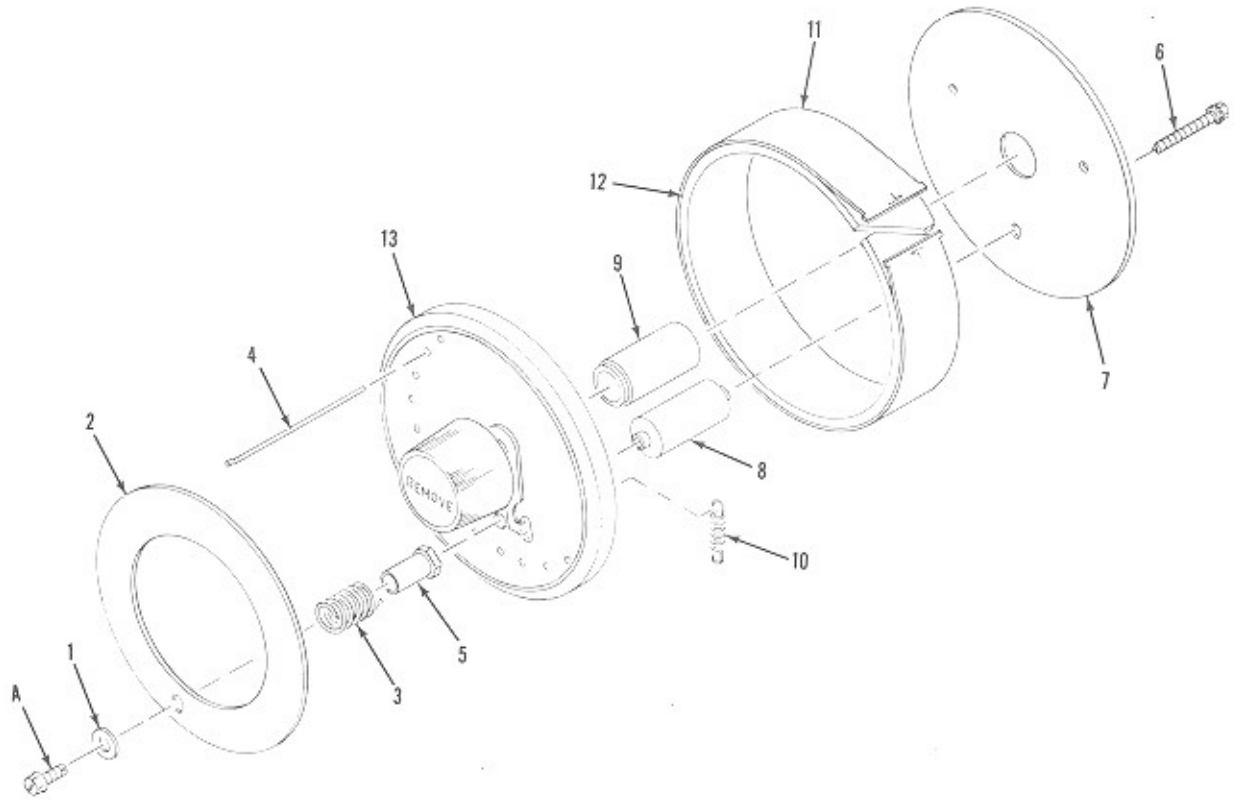


Figure 3. Popularity Meter

Fig. & Index No.	Part Number	Description	Qty.
3-	301-05465	Popularity Meter (See Fig. 1)	Ref.
-1	702-01200	. Washer, Flat	3
-2	300-05199	. Plate, Reset	1
-3	200-10965	. Spring, Compression	3
-4	200-11582	. Pin, Playmeter	100
-5	200-10969	. Stud, Reset Guide	3
-6	200-10486	. Screw, Machine	3
-7	300-05159	. Plate, Back	1
-8	200-10962	. Spacer	3
-9	200-10968	. Bearing	1
-10	200-11581	. Spring, Tension	1
-11	300-05198	. Strip, Playmeter	1
-12	200-10966	. Ring, Friction	1
-13	201-11539	. Plate, Front	1
- STANDARD HARDWARE -			
-A	82682304	Screw, Self-Tapping, #6-32 x 1/4, Hex, Wash. Hd, Std, Sl. Type 23	



MODEL 1100
RECORD
CHANGER
PARTS CATALOG

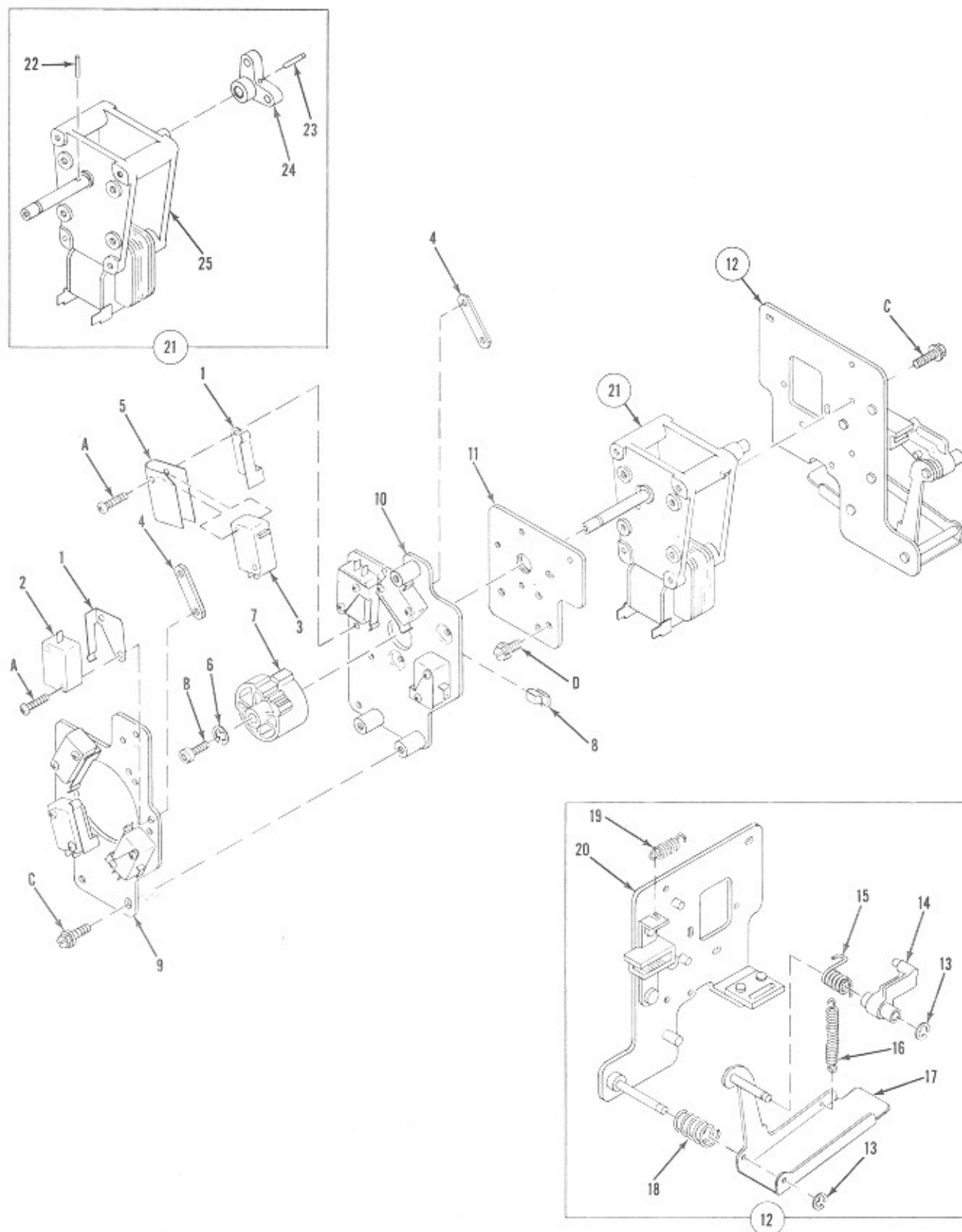


Figure 4. Cam Switch and Motor Assembly



Fig. & Index No.	Part Number	Description	Qty.
4-	401-05616	Cam-Switch and Motor Assembly (See Fig. 1)	Ref.
-1	200-10829	. Actuator, Switch	8
-2	200-10732	. Switch, Sensitive	1
-3	200-10733	. Switch, Sensitive	7
-4	200-10830	. Nut, Plate	8
-5	200-13309	. Insulator	1
-6	704-01430	. Ring, Retaining	1
-7	300-05676	. Cam, Switch	1
-8	200-07545	. Clip, Cable	1
-9	300-05126	. Plate, Switch Mounting	1
-10	201-10828	. Plate, and Stud Assembly	1
-11	300-05214	. Plate, Mounting	1
-12	303-05129	. Motor Mounting Plate Assembly	1
-13	703-01430	. . Ring, Retaining	2
-14	301-05204	. . Pawl, Ratchet	1
-15	200-10835	. . Spring, Torsion	1
-16	200-10836	. . Spring, Tension	1
-17	201-10834	. . Arm, Actuator	1
-18	200-12075	. . Spring, Compression	1
-19	200-03816	. . Spring, Tension	1
-20	203-10833	. . Plate and Ratchet Assembly	1
-21	201-11598	. Motor and Crank Assembly	1
-22	706-01130	. . Pin, Roll	1
-23	719-01130	. . Pin, Roll	1
-24	202-10807	. . Crank and Pin Assembly	1
-25	401-05059	. . Motor, Ac	1
- STANDARD HARDWARE -			
-A	80351610	Screw, Machine, #4-40 x 5/8, Rd. Hd. Phillips Sl.	
-B	80754808	Screw, Cap, #10-32 x 1/2, Socket Hd.	
-C	80733005	Screw, Machine, #8-32 x 5/16 Sems Hex. Wash. Hd. Std. Sl.	
-D	80733004	Screw, Machine, #8-32 x 1/4, Sems Hex. Wash. Hd. Std. Sl.	

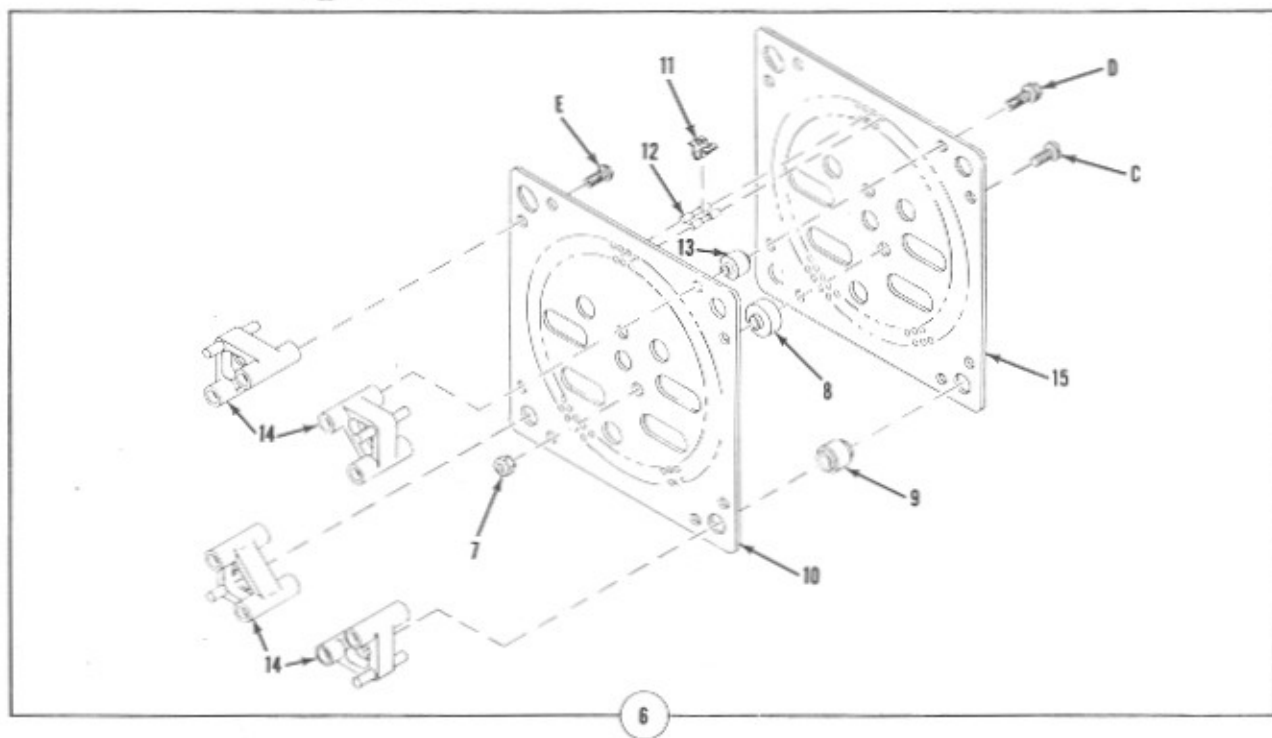
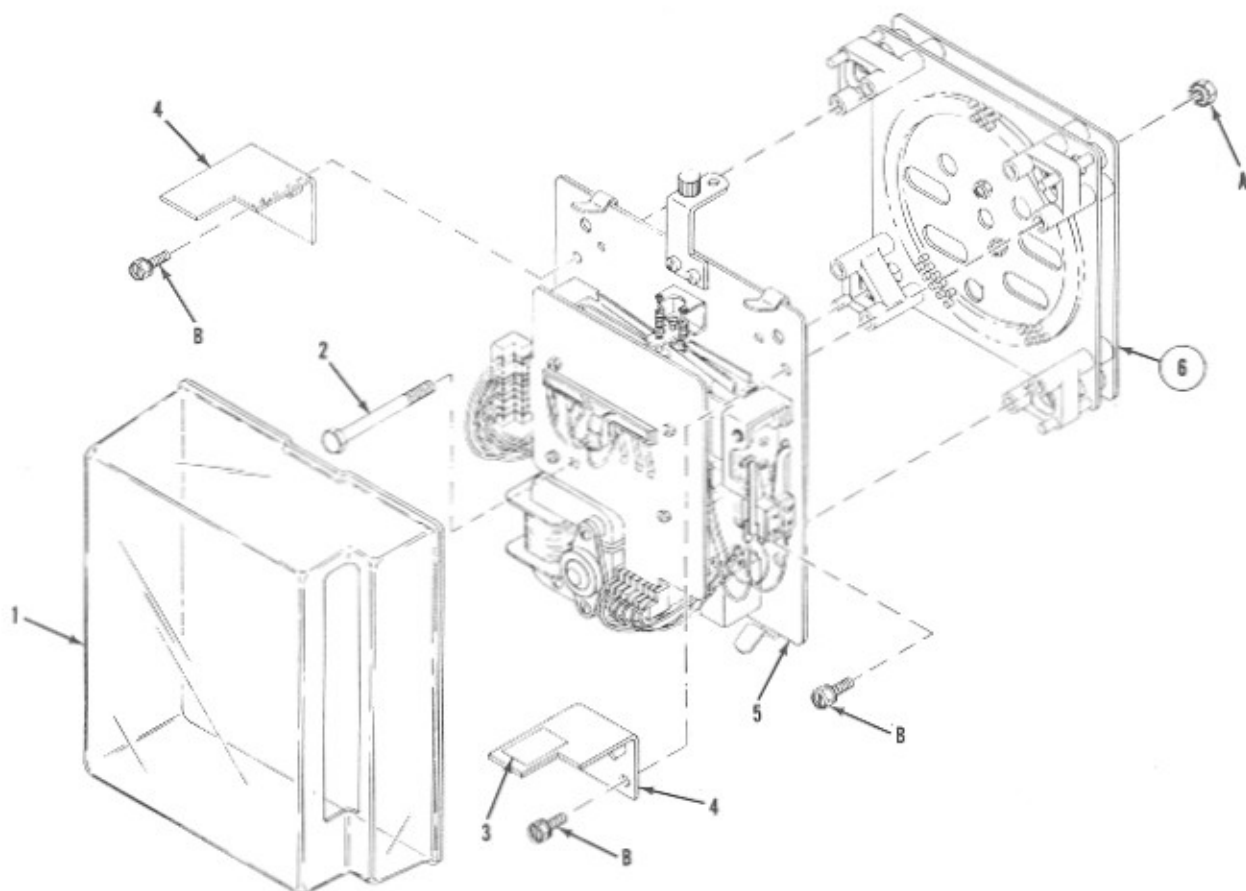


Figure 5. Search Unit and Pin Wheel Assembly



Fig. & Index No.	Part Number	Description	Qty.
5-	404-05012	Search Unit and Pin Wheel Assembly (See Fig. 1)	Ref.
-1	400-05052	. . . Cover, Protective	1
-2	200-10789	. . . Bolt, Machine	1
-3	200-12665	. . . Label, Caution	1
-4	200-11577	. . . Bracket, Locating	2
-5	601-03011	. . . Search Unit Assembly (See fig. 6).	1
-6	301-05190	. . . Pin Wheel Assembly	1
-7	706-01301 Nut, Self-locking	2
-8	200-10939 Spacer	2
-9	200-11511 Spacer	4
-10	301-05157 Plate Pin Wheel	1
-11	200-11072 Spring, Friction	100
-12	200-10942 Pin, Selector	200
-13	708-01215 Spacer	7
-14	200-10832 Support, Search Unit	4
-15	201-13260 Plate, Pin Wheel	1
- STANDARD HARDWARE -			
-A	87845700	Nut, Hex., 1/4-20, Keps	
-B	80743708	Screw, Self-Tapping, #10-24 x 1/2, Sems Hex., Wash. Hd. Std. Sl. Swage Form	
-C	80053009	Screw, Machine, #8-32 x 9/16, Pan. Hd. Std. Sl.	
-D	82684412	Screw, Self-Tapping, #10-32 x 3/4, Hex. Wash. Hd. Std. Sl. Type 23	
-E	80384404	Screw, Self-Tapping, #10-32 x 1/4, Rd. Hd. Phillips Sl. Swage Form	



MODEL 1100
RECORD
CHANGER
PARTS CATALOG

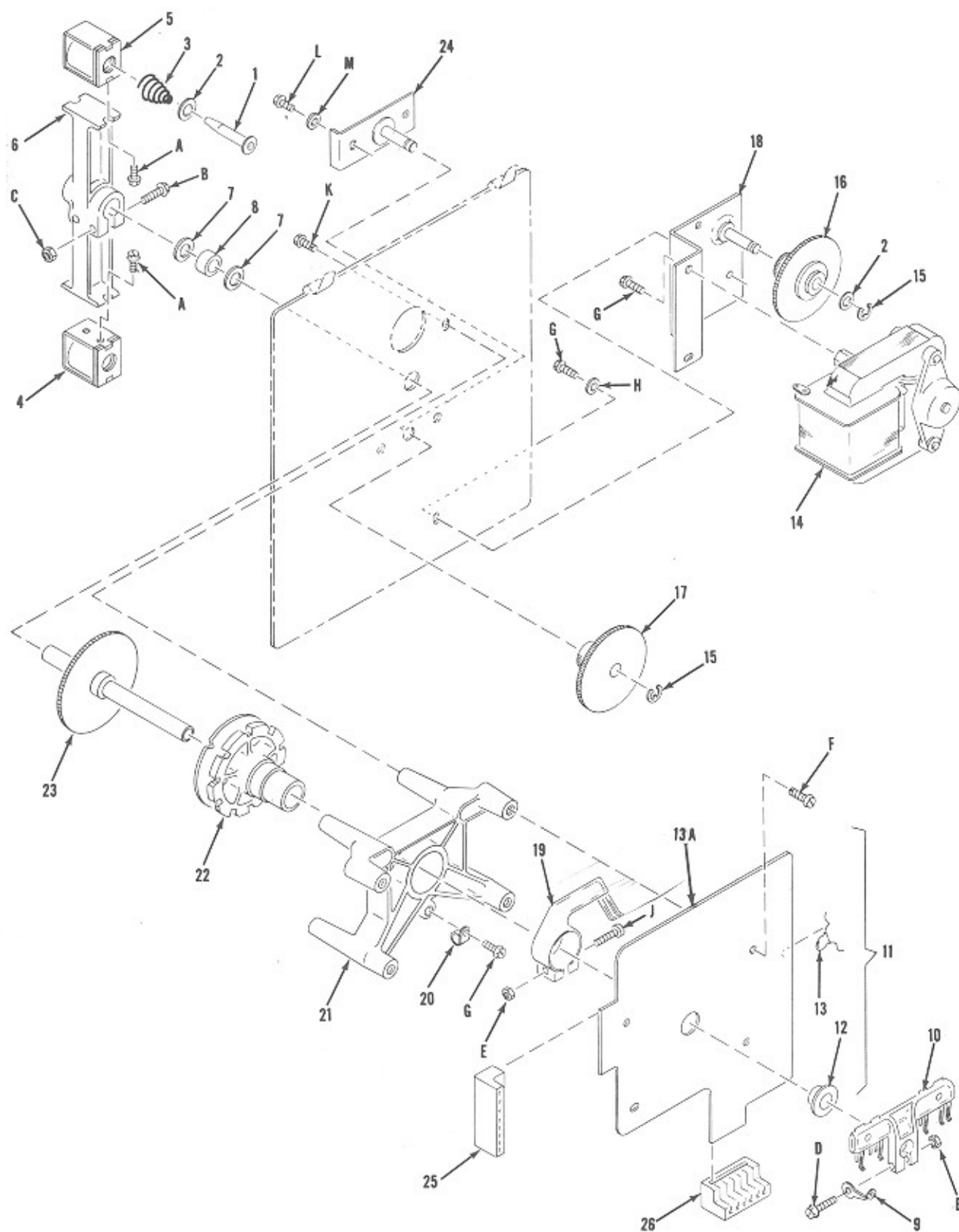


Figure 6. Search Unit Assembly (Sheet 1 of 2)



Fig. & Index No.	Part Number	Description	Qty.
6-	601-03011	Search Unit Assembly (See Fig. 5)	Ref.
-1	201-11534	. Plunger Assembly	2
-2	712-01207	. Washer, Flat	3
-3	200-11533	. Spring, Compression	2
-4	204-10743	. Coil, Outside Row Select	1
-5	205-10743	. Coil, Inside Row Select	1
-6	300-05112	. Arm, Select Coil	1
-7	725-01205	. Washer, Flat	2
-8	720-01214	. Spacer, Sleeve	1
-9	200-11583	. Lug, Ground	1
-10	301-05209	. Wiper Assembly	1
-11	201-11573	. Circuit Board Assembly	1
-12	707-01460	. . Bearing	1
-13	706-00223	. . Capacitor, Ceramic Disc, 0.01 MFD 500V	1
-13A	400-05048	. Circuit Board	1
-14	300-05115	. Motor, Search Unit	1
-15	703-01430	. Ring, Retaining	2
-16	201-06046	. Gear, Motor Idler	1
-17	201-11838	. Gear, Upper Idler	1
-18	201-11023	. Bracket, Motor Mounting	1
-19	301-05599	. Wiper Assembly	1
-20	702-00931	. Clamp, Cable	1
-21	400-05010	. Frame, Mounting	1
-22	201-10779	. Wheel, Sprag	1
-23	301-05141	. Gear and Shaft Assembly	1
-24	201-10760	. Idler Pin and Plate Assembly	1
-25	202-11575	. Connector, Edge	1
-26	201-11575	. Connector, Edge	1
- STANDARD HARDWARE -			
-A	80732303	Screw, Machine, #6-32 x 3/16, Sems Hex. Wash. Hd. Std. Sl.	
-B	80733014	Screw, Machine, #8-32 x 7/8, Sems Hex. Wash. Hd. Std. Sl.	
-C	87853000	Nut, Square, #8-32	
-D	80751610	Screw, Cap, #4-40 x 5/8, Socket Hd.	
-E	87841600	Nut, Hex., #4-40, Keys	
-F	80682304	Screw, Machine, #6-32 x 1/4, Hex. Wash. Hd. Std. Sl.	
-G	80732304	Screw, Machine, #6-32 x 1/4, Sems Hex. Wash. Hd. Std. Sl.	
-H	88932300	Washer, Plain, Machine Screw, #6	
-J	80751614	Screw, Cap, #4-40 x 7/8, Socket Hd.	
-K	80743708	Screw, Self-Tapping, #10-24 x 1/2, Sems Hex. Wash. Hd. Std. Sl. Swage Form	
-L	80734406	Screw, Machine, #10-32 x 3/8, Sems Hex. Wash. Hd. Std. Sl.	
-M	88934400	Washer, Plain, Machine Screw, #10	


MODEL 1100
RECORD
CHANGER
PARTS CATALOG

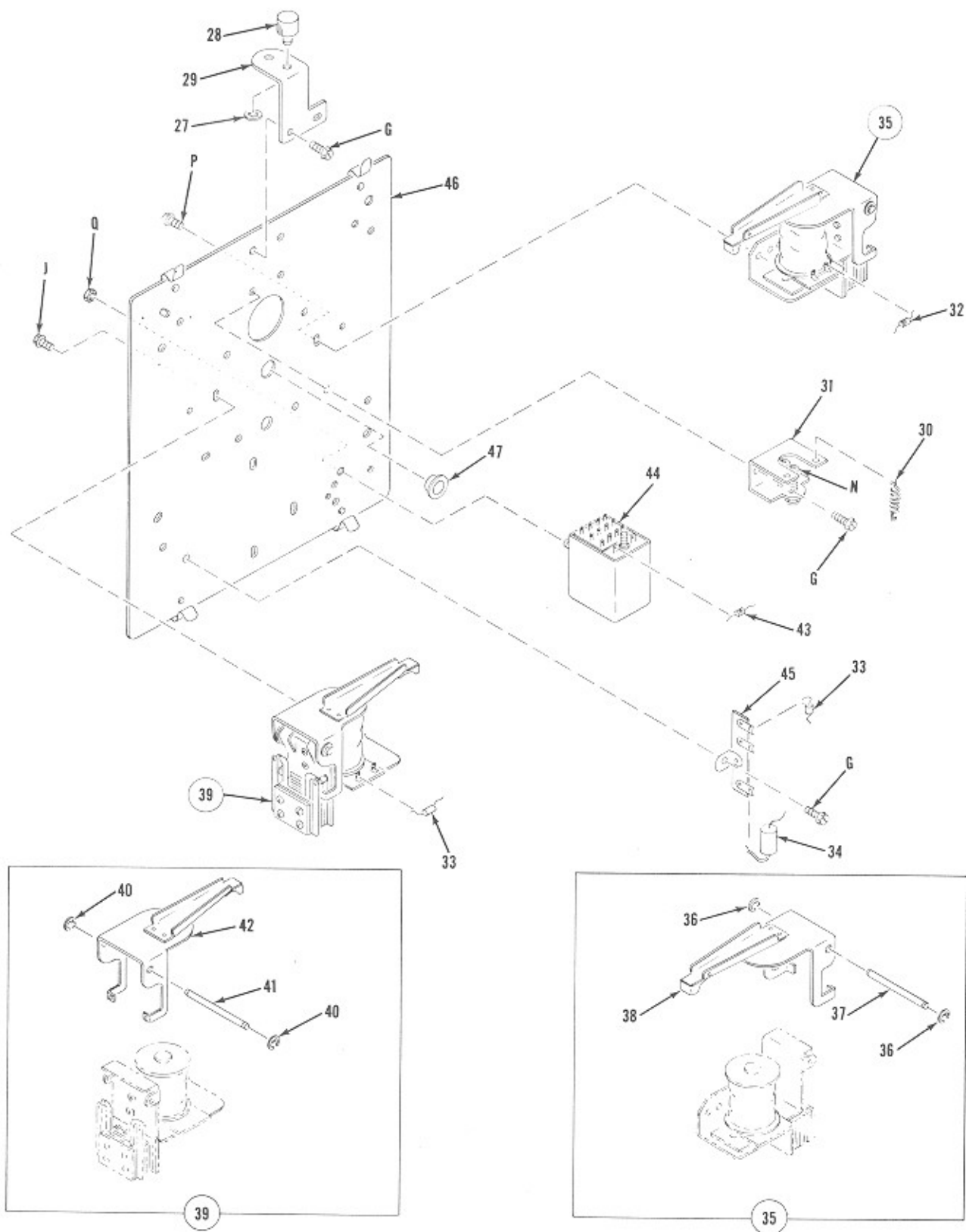


Figure 6. Search Unit Assembly (Sheet 2 of 2)



Fig. & Index No.	Part Number	Description	Qty.
6-		Search Unit Assembly (Cont.)	
-27	200-10899	. Clip, Retaining	1
-28	200-10897	. Rest, Transfer Arm	1
-29	200-10787	. Bracket	1
-30	200-10786	. Spring, Tension	1
-31	201-10761	. Bracket and Stop Nut Assembly	1
-32	200-50122	. Diode, Silicon	1
-33	200-11145	. Rectifier	2
-34	200-10981	. Capacitor, 5 MFD 100 V	1
-35	305-08050	. Relay Assembly, Sprag (S1)	1
-36	701-01430	. . Ring, Retaining	2
-37	200-03598	. . Pin, Hinge	1
-38	201-10758	. . Armature	1
-39	308-08050	. Relay Assembly, Sprag (S2)	1
-40	701-01430	. . Ring, Retaining	2
-41	200-03598	. . Pin, Hinge	1
-42	201-10759	. . Armature	1
-43	706-00104	. Resistor, Composition, 1,800 ohms 1/2 W	1
-44	201-11574	. Relay, Armature (R2)	1
-45	200-10193	. Terminal Strip	1
-46	303-05114	. Plate and Bearing Assembly	1
-47	200-10766	. . Bearing	1
- STANDARD HARDWARE -			
-G	80732304	Screw, Machine, #6-32 x 1/4, Sems Hex. Wash. Hd. Std. Sl.	
-N	80352312	Screw, Machine, #6-32 x 3/4, Rd. Hd, Phillips Sl.	
-P	80734404	Screw, Machine, #10-32 x 1/4, Sems Hex. Wash. Hd. Std. Sl.	
-Q	87842300	Nut, Hex., #6-32, Keps	

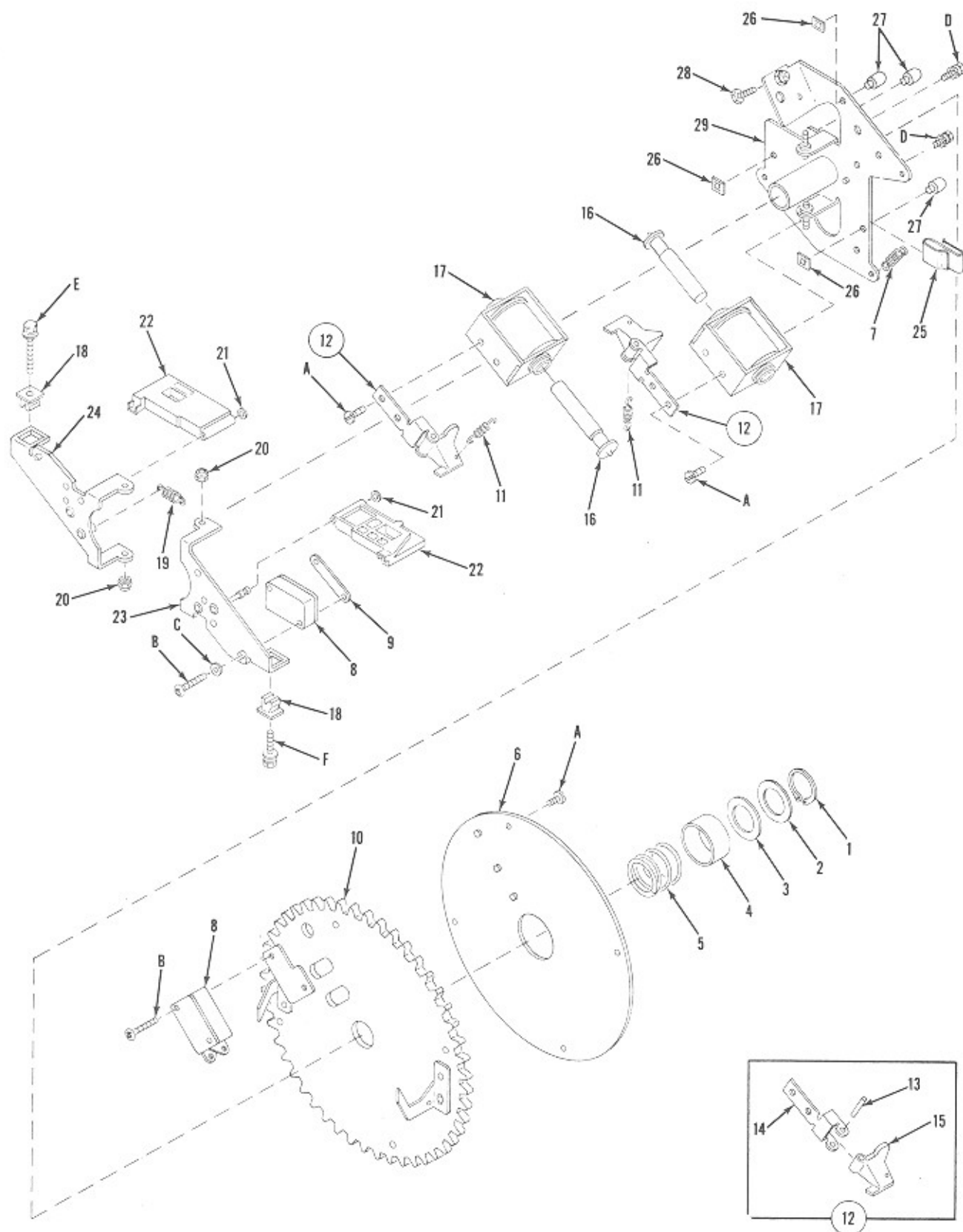


Figure 7. Stop Switch Assembly



Fig. & Index No.	Part Number	Description	Qty.
7-	401-05024	Stop Switch Assembly (See Fig. 1)	Ref.
-1	708-01432	. Ring, Retaining	1
-2	721-01206	. Washer	1
-3	720-01206	. Washer	1
-4	200-11535	. Sleeve	1
-5	200-10953	. Spring, Compression	1
-6	201-10934	. Slip Ring	1
-7	200-10954	. Spring, Tension	1
-8	200-10734	. Switch, Sensitive	2
-9	200-10830	. Nut, Plate	1
-10	201-10860	. Gear, Selector	1
-11	200-03713	. Spring, Tension	2
-12	201-10926	. Reset Lever Assembly	2
-13	706-01130	. . Pin, Roll	1
-14	200-10928	. . Lever	1
-15	200-10929	. . Bracket	1
-16	201-10933	. Plunger	2
-17	201-10936	. Coil, Reset	2
-18	200-10725	. Nut, Snap-in	2
-19	200-12695	. Spring, Tension	1
-20	200-03103	. Nut, Self-locking	2
-21	701-01430	. Ring, Retaining	2
-22	400-05028	. Pawl	2
-23	201-10924	. Arm, Pivot	1
-24	202-10924	. Arm, Pivot	1
-25	200-07545	. Clip	1
-26	200-12402	. Nut, Speed	3
-27	200-10921	. Button, Slide	3
-28	201-03822	. Screw, Adjusting	1
-29	301-05156	. Switch Plate Assembly	1
- STANDARD HARDWARE -			
-A	80053003	Screw, Machine, #8-32 x 3/16, Pan Hd. Std. Sl.	
-B	80351610	Screw, Machine, #4-40 x 5/8, Rd. Hd. Phillips Sl.	
-C	88931600	Washer, Plain, Machine Screw, #4	
-D	80733003	Screw, Machine, #8-32 x 3/16, Sems Hex. Wash. Hd. Std. Sl.	
-E	82682314	Screw, Self-Tapping, #6-32 x 7/8, Hex. Wash. Hd. Std. Sl. Type 23	
-F	82682310	Screw, Self-Tapping, #6-32 x 5/8, Hex. Wash. Hd. Std. Sl. Type 23	


MODEL 1100
RECORD
CHANGER
PARTS CATALOG

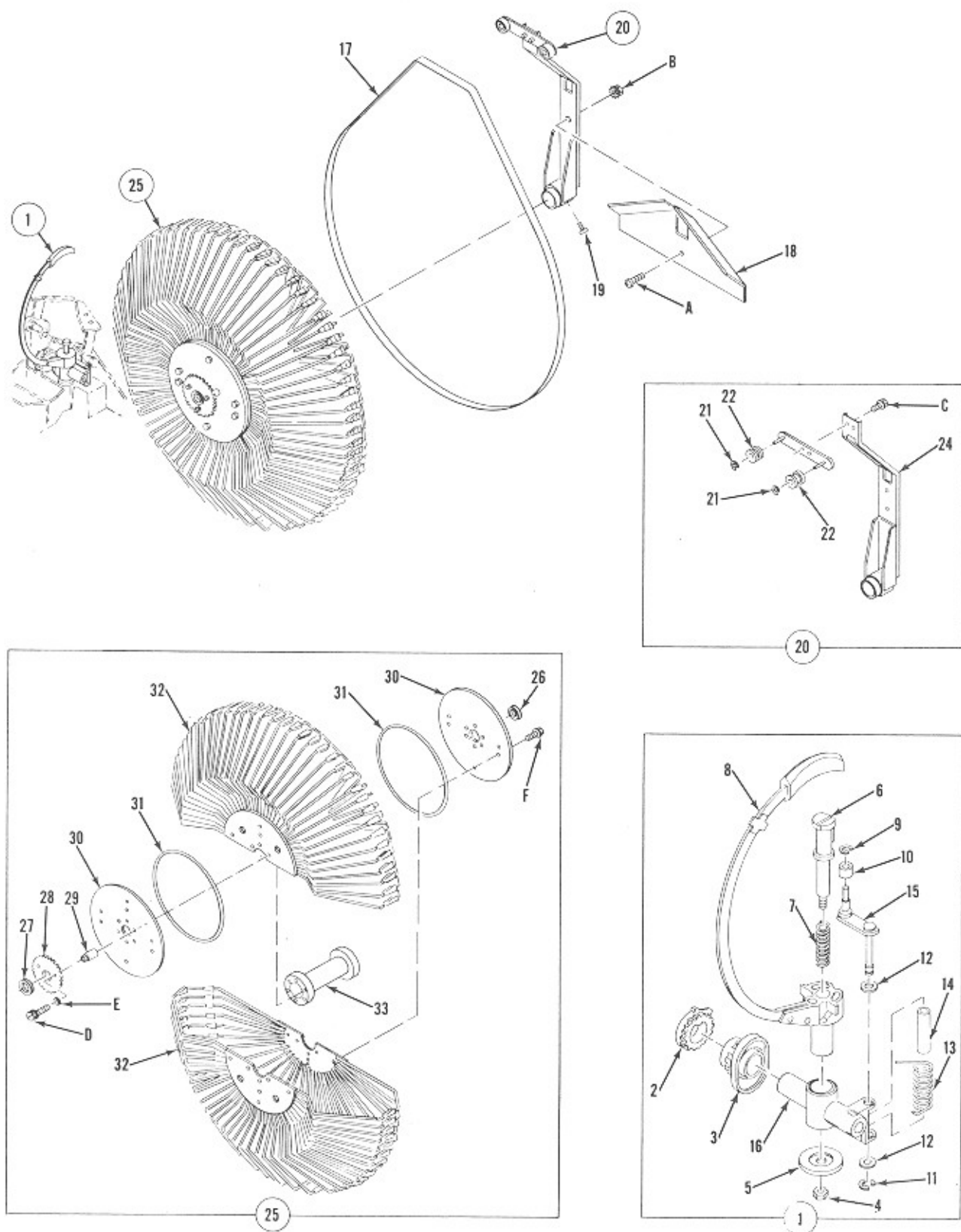


Figure 8. Magazine-Belt-Transfer Arm Assembly

Fig. & Index No.	Part Number	Description	Qty.
8-	No Number	Magazine-Belt-Transfer Arm Assembly (See Fig. 1)	Ref.
-1	401-05390	. Transfer Arm and Trunnion Assembly	1
-2	300-05122	. . Gear, Trunnion	1
-3	400-05-13	. . Gear, Cam	1
-4	200-03103	. . Nut, Stop	1
-5	201-10815	. . Follower, Cam	1
-6	201-10808	. . Shoe, Inner	1
-7	200-10811	. . Spring, Record Release	1
-8	301-05197	. . Transfer Arm and Hub	1
-9	707-01430	. . Ring, Retaining	1
-10	200-12537	. . Roller	1
-11	703-01430	. . Ring, Retaining	1
-12	721-01207	. . Washer	2
-13	200-12538	. . Spring, Torsion	1
-14	200-12536	. . Bearing, Sleeve	1
-15	201-12532	. . Pawl Lever and Shaft	1
-16	301-05121	. . Trunnion	1
-17	201-10895	. Belt	1
-18	400-05049	. Stop, Record	1
-19	200-11500	. Screw	2
-20	303-05169	. Guide and Belt Support Assembly	1
-21	703-01430	. . Ring, Retaining	2
-22	200-03843	. . Roller, Belt	2
-23	201-10894	. . Bracket, Roller	1
-24	301-05147	. . Guide, Gripper Bow	1
-25	602-03010	. Magazine Assembly	1
-26	701-01460	. . Bearing, Sleeve	1
-27	714-01460	. . Bearing, Sleeve	1
-28	300-05191	. . Gear	1
-29	200-11518	. . Spacer	3
-30	300-05100	. . Support, Separator	2
-31	200-10803	. . Ring, Cord	2
-32	401-05044	. . Separator and Plate Assembly	2
-33	300-05101	. . Support	1
- STANDARD HARDWARE -			
-A	80374406	Screw, Machine, #10-32 x 3/8, Truss Hd. Phillips Sl.	
-B	87844400	Nut, Hex., #10-32, Keps	
-C	80734404	Screw, Machine, #10-32 x 1/4, Sems Hex. Wash. Hd. Std. Sl.	
-D	80433020	Screw, Self-Tapping, #8-32 x 1-1/4, Hex. Wash. Hd. Swage Form	
-E	88933000	Washer, Plain, Machine Screw, #8	
-F	80433008	Screw, Self-Tapping, #8-32 x 1/2, Hex. Wash. Hd. Swage Form	

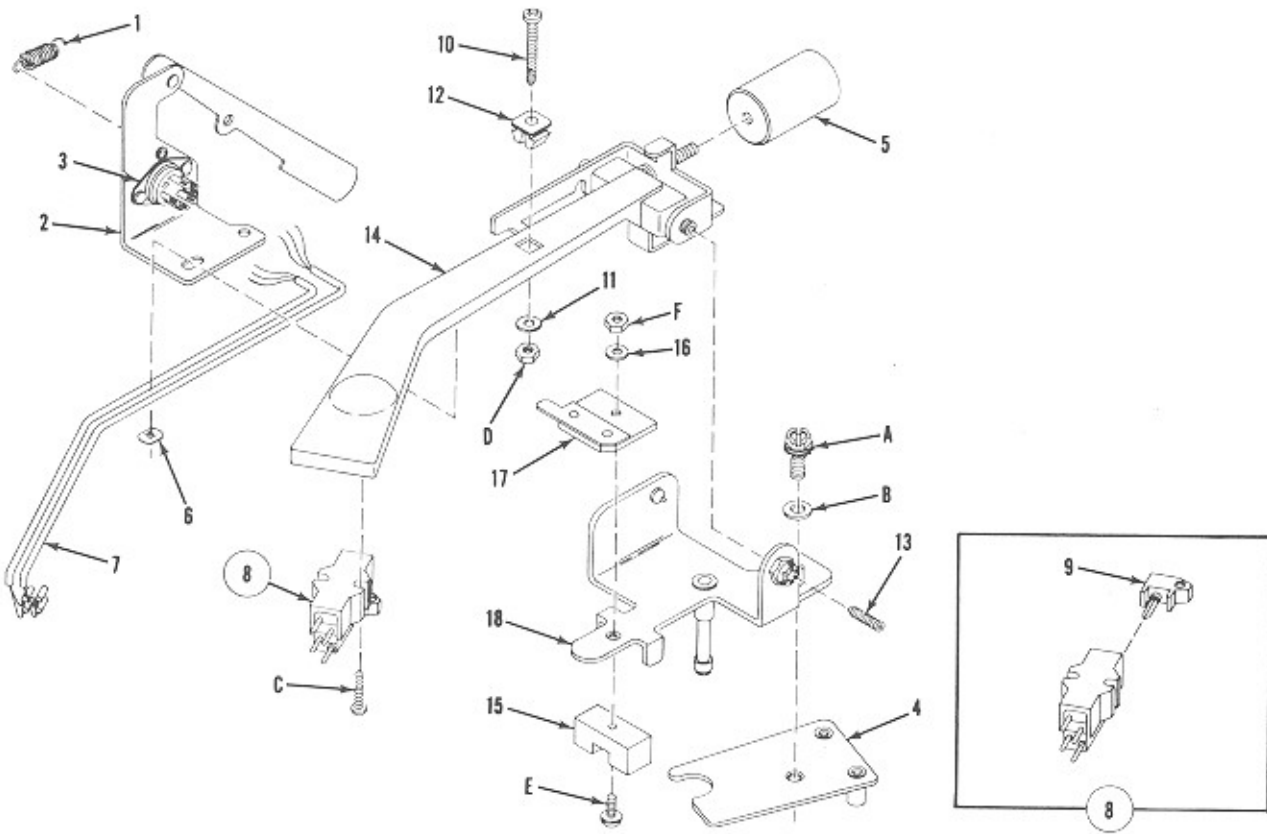


Figure 9. Tone Arm Assembly



Fig. & Index No.	Part Number	Description	Qty.
9-	303-05124	Tone Arm Assembly (See Fig. 1)	Ref.
-1	200-03713	. Spring, Tension	1
-2	201-10785	. Bracket and Lever Assembly	1
-3	200-03883	. . Socket	1
-4	201-10727	. Cam Plate Assembly	1
-5	200-11585	. Counterweight	1
-6	200-10898	. Nut, Push-on	3
-7	201-10874	. Cable	1
-8	200-13011	. Cartridge, Stereo	1
-9	200-13031	. . Stylus	1
-10	200-65025	. Screw, Contact	1
-11	725-01206	. Washer, Fiber	1
-12	200-10725	. Nut, Snap-in	1
-13	200-10712	. Screw, Pivot	1
-14	302-05118	. Arm and Lever Assembly	1
-15	200-10724	. Magnet	1
-16	724-01206	. Washer, Flat	1
-17	201-65023	. Blade, Contact	1
-18	201-10714	. Bracket and Shaft Assembly	1
- STANDARD HARDWARE -			
-A	80733005	Screw, Machine, #8-32 x 5/16, Sems Hex. Wash. Hd. Std. Sl.	
-B	88933000	Washer, Plain, Machine Screw, #8	
-C	80311608	Screw, Machine, #4-40 x 1/2, Fil. Hd. Phillips Sl.	
-D	87831600	Nut, Hex., #6-32	
-E	80501610	Screw, Machine, #4-40 x 5/8, Sems Rd. Hd. Phillips Sl.	
-F	87832300	Nut, Hex., #4-40	

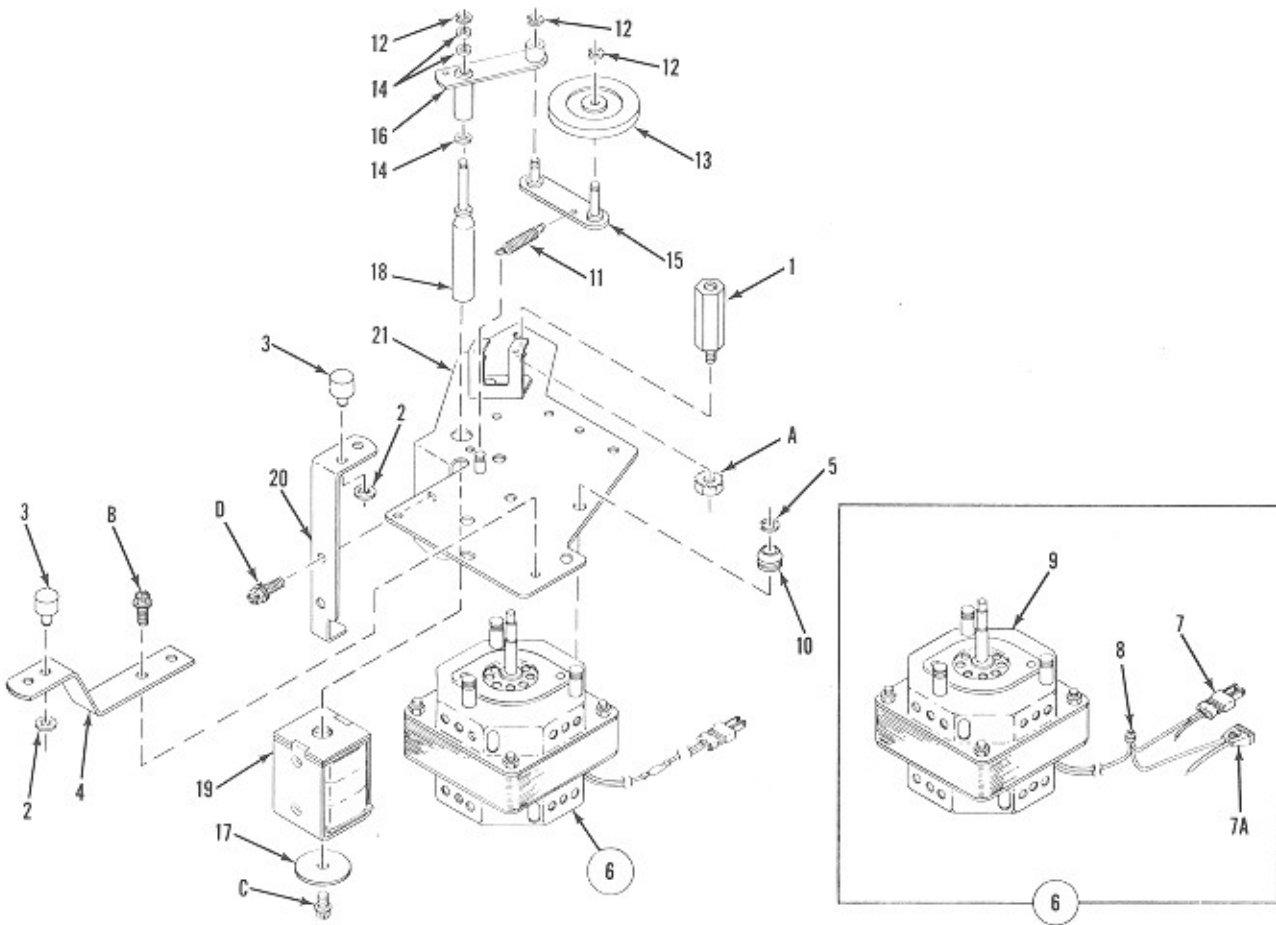


Figure 10. Turntable Motor and Plate Assembly



Fig. & Index No.	Part Number	Description	Qty.
10-	401-05046	Turntable Motor and Plate Assembly (See Fig. 1)	Ref.
-1	201-10708	. Bearing, Tone Arm	1
-2	200-10899	. Ring, Retaining	2
-3	200-10897	. Rest, Gripper Bow	2
-4	200-10890	. Bracket, Front Rest	1
-5	712-01430	. Ring, Retaining	3
-6	301-06001	. Motor, Assembly	1
-7	725-00500	. . Cord and Plug Assembly	1
-7A	703-00508	. . Cord and Receptacle Assembly	1
-8	707-00921	. . Connector, Solderless	1
-9	300-05193	. . Motor, Turntable	1
-10	200-11501	. Grommet	3
-11	200-00907	. Spring, Tension	1
-12	701-01430	. Ring, Retaining	3
-13	201-10889	. Wheel, Idler	1
-14	712-01213	. Washer	2
-15	201-10888	. Link, Idler	1
-16	201-10887	. Link, Plunger	1
-17	714-01206	. Washer	1
-18	201-08003	. Plunger, Solenoid	1
-19	202-11505	. Coil, Speed Shift	1
-20	200-10886	. Bracket	1
-21	301-05189	. Plate, Motor Mount	1
- STANDARD HARDWARE -			
-A	87845700	Nut, Hex., 1/4-20, Keps	
-B	82684406	Screw, Self-Tapping, #10-32 x 3/8, Hex. Wash. Hd. Std. Sl. Type 23	
-C	82683006	Screw, Self-Tapping, #8-32 x 3/8, Hex. Wash. Hd. Std. Sl. Type 23	
-D	80733005	Screw, Machine, #8-32 x 5/16, Sems Hex. Wash. Hd. Std. Sl.	

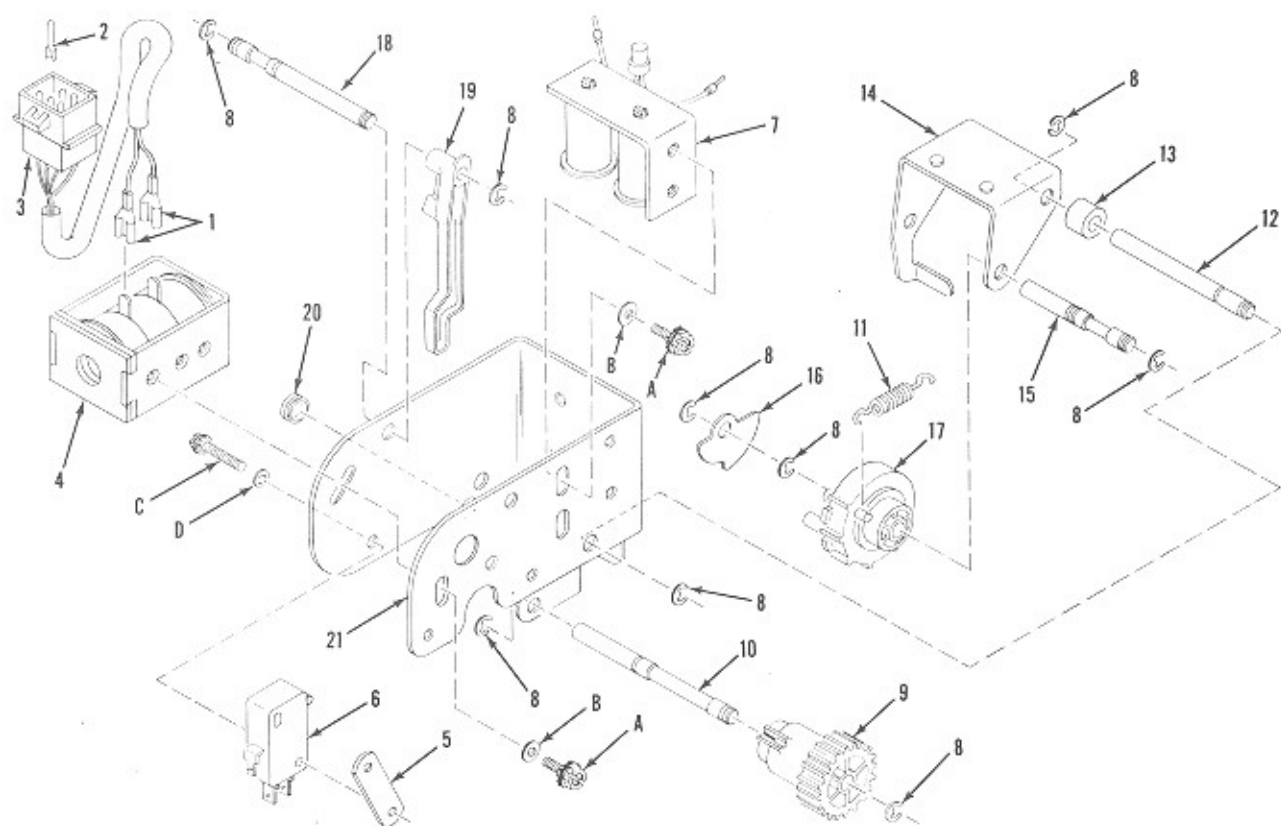


Figure 11. Scan Control Assembly



Fig. & Index No.	Part Number	Description	Qty.
11-	302-05111	Scan Control Assembly (See Fig. 1)	Ref.
-1	714-00913	. Lug, Terminal	4
-2	702-00926	. Contact, Pin	4
-3	202-12445	. Housing, Contact	1
-4	201-11505	. Coil, Toggle Shifter Solenoid	1
-5	200-10830	. Nut, Plate	1
-6	200-10731	. Switch, Scan	1
-7	201-12540	. Coil, Scan	1
-8	703-01430	. Ring, Retaining	9
-9	300-05109	. Pinion, Scanning Control	1
-10	200-10720	. Shaft	1
-11	200-08919	. Spring, Tension	1
-12	200-08847	. Shaft, Pivot	1
-13	707-01213	. Spacer, Sleeve	1
-14	201-08862	. Bracket, Reset	1
-15	200-08846	. Shaft	1
-16	200-11529	. Weight	1
-17	201-10970	. Gear, Scan	1
-18	200-10721	. Shaft, Switch Lever Pivot	1
-19	300-05108	. Lever, Switch	1
-20	710-01460	. Bearing	1
-21	400-05030	. Frame	1
- STANDARD HARDWARE -			
-A	80733004	Screw, Machine, #8-32 x 1/4, Sems Hex. Wash. Hd. Std. Sl.	
-B	88933000	Washer, Plain, Machine Screw, #8	
-C	80731610	Screw, Machine, #4-40 x 5/8, Sems Hex. Wash. Hd. Std. Sl.	
-D	88931600	Washer, Plain, Machine Screw, #4	


MODEL 1100
RECORD
CHANGER
PARTS CATALOG

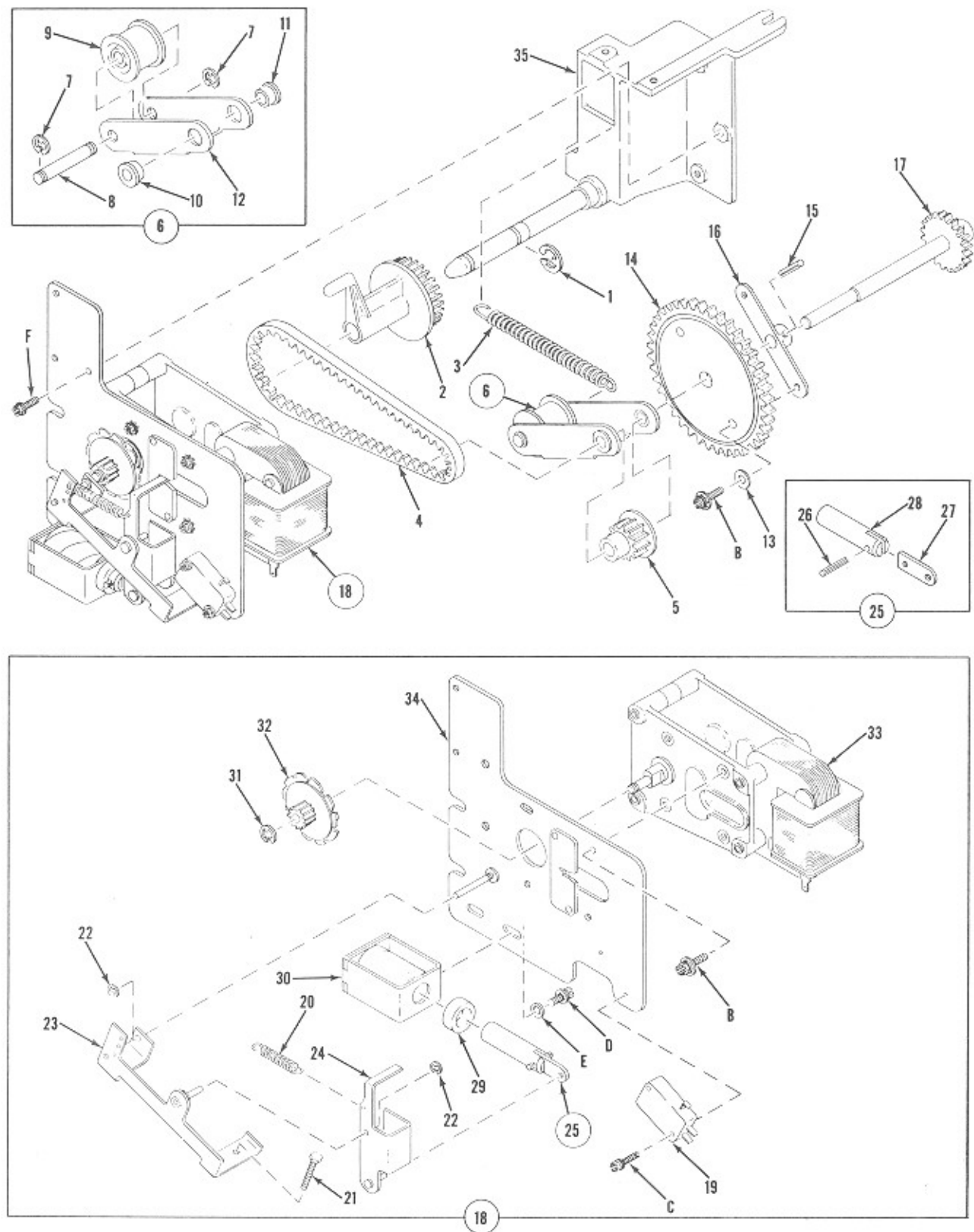


Figure 12. Magazine Motor and Detent-Magazine Drive-Popularity Meter Drive Assembly



Fig. & Index No.	Part Number	Description	Qty.
12-	No Number	Magazine Motor and Detent Assembly—Magazine Drive-	Ref.
		Popularity Meter Drive (See Fig. 1)	
-1	702-01430	. Ring, Retaining	1
-2	300-05149	. Pulley, Popularity Meter	1
-3	200-10896	. Spring, Tension	1
-4	201-10878	. Belt, Timing	1
-5	200-10880	. Pulley	1
-6	201-11012	. Idler Bracket Assembly	1
-7	703-01430	. . Ring, Retaining	2
-8	200-10879	. . Pin, Idler	1
-9	200-03843	. . Roller, Belt	1
-10	707-01460	. . Bearing	1
-11	706-01460	. . Bearing	1
-12	200-10877	. . Bracket, Idler	1
-13	713-01200	. Washer	2
-14	301-05181	. Gear, Pinion	1
-15	706-01130	. Pin, Roll	1
-16	200-10826	. Hub	1
-17	201-11000	. Magazine Drive Shaft Assembly	1
-18	401-05022	. Magazine Motor Detent Assembly	1
-19	200-10731	. . Switch, Detent	1
-20	200-10843	. . Spring, Tension	1
-21	201-03822	. . Screw, Adjusting	1
-22	705-01430	. . Ring, Retaining	2
-23	201-10855	. . Link, Detent	1
-24	201-10856	. . Lever, Detent	1
-25	201-10857	. . Plunger Assembly	1
-26	703-01130	. . . Pin, Roll	1
-27	200-06226	. . . Link, Plunger	1
-28	200-10848	. . . Plunger, Solenoid	1
-29	200-10849	. . Stop, Plunger	1
-30	201-11505	. . Coil, Detent	1
-31	703-01430	. . Ring, Retaining	1
-32	300-05133	. . Wheel, Detent	1
-33	401-05015	. . Motor, Magazine	1
-34	301-05135	. . Bracket, Motor	1
-35	301-05125	. Bracket, Motor	1
- STANDARD HARDWARE -			
-A	80782303	Setscrew, #6-32 x 3/16, Socket Hd. Cup Pt.	
-B	80733005	Screw, Machine, #8-32 x 5/16, Sems Hex. Wash. Hd. Std. Sl.	
-C	80501610	Screw, Self-Tapping, #4-40 x 5/8, Hex. Wash. Hd. Std. Sl. Type 23	
-D	80733004	Screw, Machine #8-32 x 1/4, Sems Hex. Wash. Hd. Std. Sl.	
-E	88933000	Washer, Plain, Machine Screw, #8	
-F	80434408	Screw, Self-Tapping, #10-32 x 1/2, Hex. Wash. Hd. Std. Sl. Swage Form	

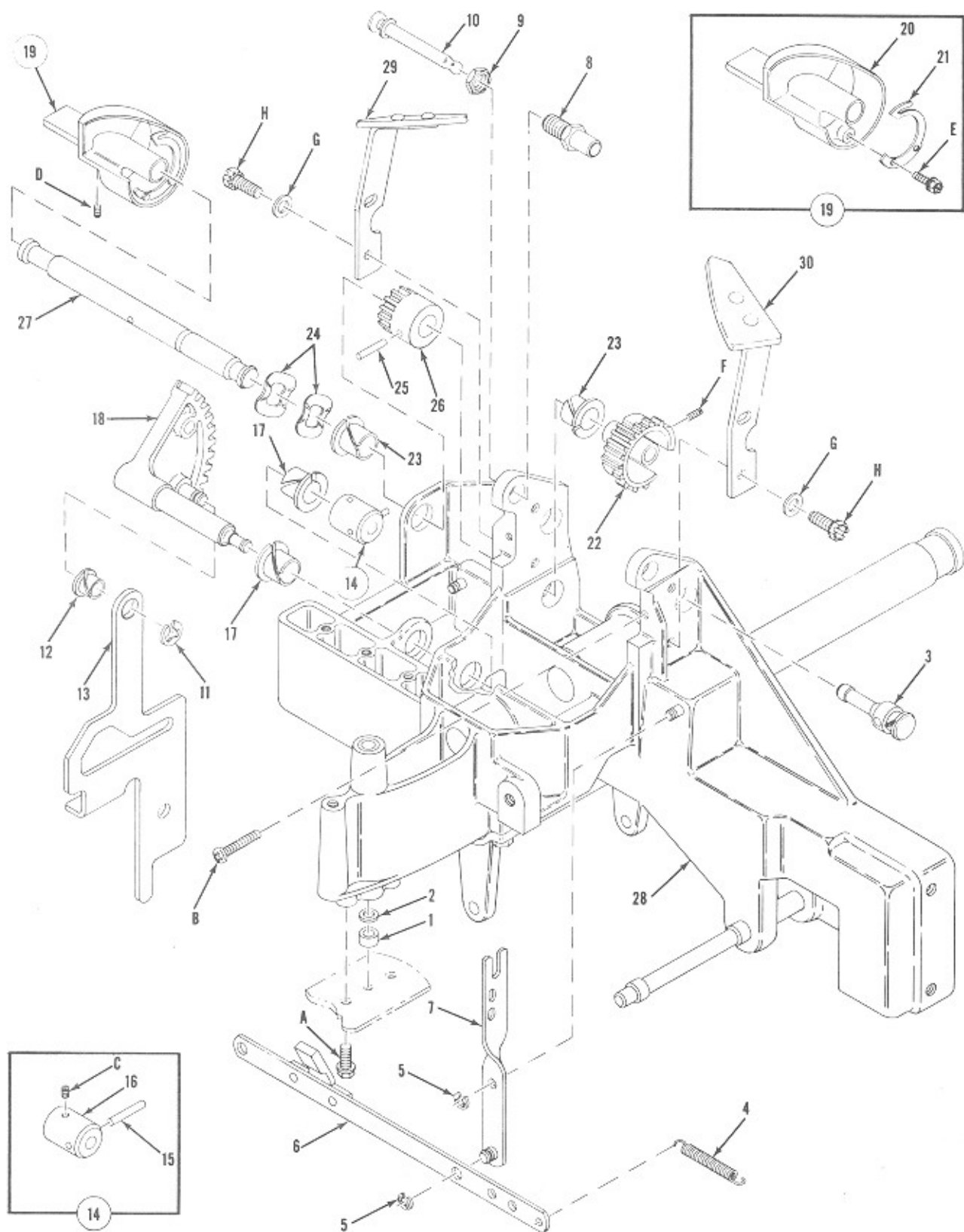


Figure 13. Transfer Drive-Toggle Linkage-Base Assembly



Fig. & Index No.	Part Number	Description	Qty.
13-	No Number	Transfer Drive-Toggle linkage and Base Assembly (See Fig. 1)	Ref.
-1	200-10866	. Bearing, Sleeve	1
-2	200-10364	. Bearing, Thrust	1
-3	200-10792	. Pin, Trunnion	2
-4	200-10955	. Spring, Tension	1
-5	703-01430	. Ring, Retaining	4
-6	201-10823	. Link, Cross Arm	1
-7	201-11517	. Link and Pin Assembly	2
-8	200-10817	. Bushing, Toggle Pin	2
-9	704-01301	. Nut	2
-10	200-11528	. Pin, Toggle	2
-11	704-01430	. Ring, Retaining	1
-12	704-01460	. Bearing	1
-13	200-10793	. Link, Transfer	1
-14	201-10809	. Collar and Roll Pin Assembly	1
-15	720-01101	. . Pin, Drive	1
-16	200-10799	. . Collar, Shaft	1
-17	705-01460	. Bearing	2
-18	201-10800	. Segment Gear and Shaft	1
-19	201-10892	. Tone Arm Cam Assembly	1
-20	200-10909	. . Spring	1
-21	400-05008	. . Cam	1
-22	400-05014	. Gear, Trunnion & Cam Drive	1
-23	705-01460	. Bearing	2
-24	200-10820	. Washer, Wave	2
-25	719-01130	. Pin, Roll	1
-26	200-10794	. Gear, Camshaft	1
-27	200-10791	. Shaft, Trunnion Drive	
-28	403-05003	. Base	
-29	201-11520	. Guide, Record, L.H.	
-30	201-11521	. Guide, Record, R.H.	
- STANDARD HARDWARE -			
13-A	80734406	Screw, Machine, #10-32 x 3/8, Sems Hex. Wash. Hd. Std. Sl.	
-B	82342716	Screw, Self-Tapping, #6-32 x 1, Pan Hd. Phillips Sl. Type 23	
-C	80782303	Setscrew, #6-32 x 3/16, Socket Hd. Cup Pt.	
-D	80783003	Setscrew, #8-32 x 3/16, Socket Hd. Cup Pt.	
-E	82681604	Screw, Self-Tapping, #4-40 x 1/4, Hex. Wash. Hd. Std. Sl. Type 23	
-F	80784404	Setscrew, #10-32 x 1/4, Socket Hd. Cup Pt.	
-G	88932300	Washer, Plain, Machine Screw, #6	
-H	8073205	Screw, Machine, #6-32 x 5/16, Sems Hex. Wash. Hd. Std. Sl.	


MODEL 1100
RECORD
CHANGER
PARTS CATALOG




Figure 14. Main Wiring Harness and Related Parts



Fig. & Index No.	Part Number	Description	Qty.
14-	No Number	Main Wiring Harness and Related Parts (See Fig. 1)	Ref.
-1	202-05545	. Clip, Cable	1
-2	200-07545	. Clip, Cable	7
-3	701-00931	. Clamp, Cable	1
-4	702-00931	. Clamp, Cable	2
-5	704-00931	. Clamp, Cable	1
-6	705-00931	. Clamp, Cable	1
-7	401-05605	. Harness Assembly	
-8	701-00926	. . Contact, Electrical Connector	6
-9	202-12444	. . Housing, Contact	1
-10	702-00926	. . Contact, Electrical Connector	14
-11	205-12445	. . Housing, Contact	1
-12	201-12586	. Wire and Termination Assembly	1
-13	201-10949	. Slip Ring Wiper Assembly	1
-14	201-10893	. Bracket, Wiper Mounting	1
-15	301-05219	. Bracket, Annunciator	1
-16	400-05388	. Bracket, Search Unit Mounting	1
-17	201-10891	. Switch Assembly, Tone Arm Cut-off	1
-18	200-10726	. . Switch, Reed	1
-19	201-10917	. . Terminal Board	1
-20	201-11011	. Hub Shift Assembly	1
-21	200-11017	. . Nut, Plate	1
-22	200-10735	. . Switch, Sensitive	1
-23	702-01430	. . Ring, Retaining	1
-24	710-01205	. . Washer, Flat	1
-25	202-11505	. . Coil, Solenoid	1
-26	200-10862	. . Plunger	1
-27	200-10861	. . Spacer, Sleeve	1
-28	200-10882	. . Nut, Self-locking	1
-29	201-12609	. . Bracket	1
-30	201-12694	. Terminal Strip and Bracket Assembly	1
-31	200-11014	. Nut, Self-Locking	2
-32	200-11013	. Nut, Self-Locking	2
-33	200-10881	. Rod, Support	2
-34	302-05634	. Mechanism Support and Support and Spring Assembly (See Fig. 15)	1
- STANDARD HARDWARE -			
-A	80734408	Screw, Machine, #10-32 x 1/2, Sems Hex. Wash. Hd. Std. Sl.	
-B	87834400	Nut, Hex., #10-32	
-C	82684408	Screw, Self-Tapping, #10-32 x 1/2, Hex. Wash. Hd. Std. Sl. Type 23	
-D	80733005	Screw, Machine, #8-32 x 5/16, Sems Hex. Wash. Hd. Std. Sl.	
-E	80733004	Screw, Machine, #8-32 x 1/4, Sems Hex. Wash. Hd. Std. Sl.	
-F	88933000	Washer, Plain, Machine Screw, #8	
-G	80500508	Screw, Machine, #2-56 x 1/2, Sems Rd. Hd. Phillips Sl.	
-H	80351610	Screw, Machine, #4-40 x 5/8, Rd. Hd. Phillips Sl.	
-J	80733006	Screw, Machine, #8-32 x 3/8, Sems Hex. Wash. Hd. Std. Sl.	

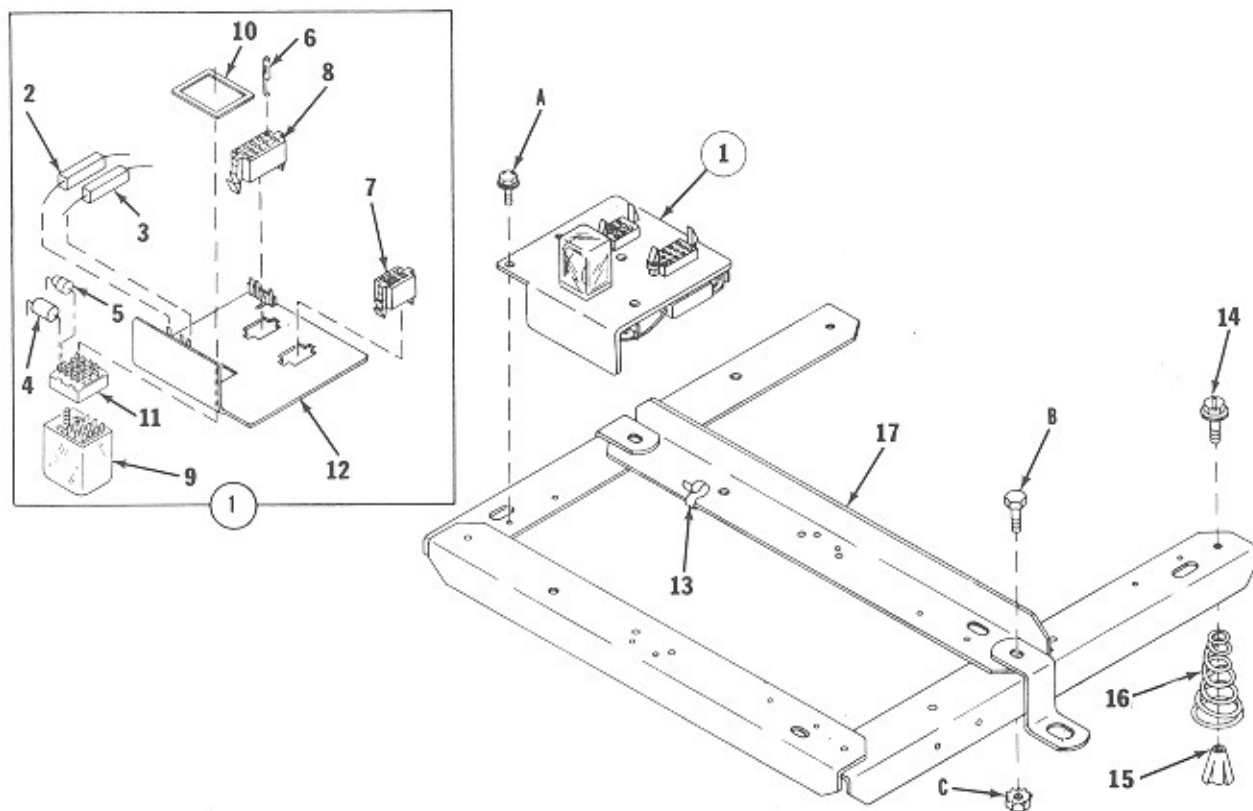
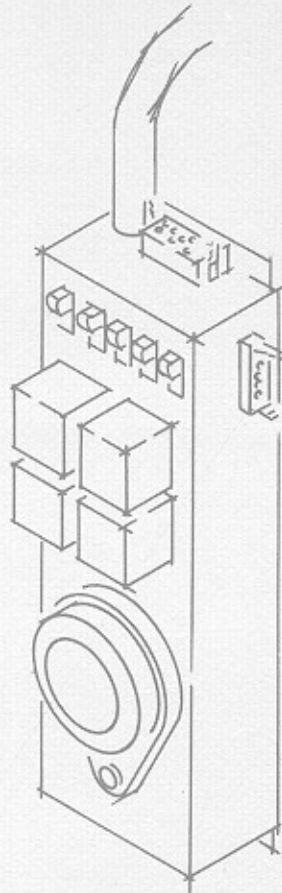


Figure 15. Mechanism Support and Spring Assembly



Fig. & Index No.	Part Number	Description	Qty.
15-	302-05634	Mechanism Support and Spring Assembly (See Fig. 14)	Ref.
-1	302-05622	. Relay Bracket Assembly	1
	705-00115	. . Resistor, Wire Wound, 33 Ohms 7W	1
-3	711-00115	. . Resistor, Wire Wound, 220 Ohms 7W	1
-4	716-00105	. . Resistor, Composition, 100 Ohms 2 W	1
-5	200-11145	. . Diode, Silicon	1
-6	701-00926	. . Contact, Electrical Connector	22
-7	203-12444	. . Housing, Connector	1
-8	205-12444	. . Housing, Connector	1
-9	200-12751	. . Relay, Mechanism Control	1
-10	200-10475	. . Retainer, Relay Socket	1
-11	200-10474	. . Socket, Relay	1
-12	302-05623	. . Bracket, Mounting	1
-13	200-07545	. Clip, Cable	1
-14	200-11538	. Screw Pin, Spring Support	4
-15	200-06272	. Nut, Sleeve, Spring Support	4
-16	200-06128	. Spring, Compression	4
-17	302-05142	. Support, Mechanism	1
- STANDARD HARDWARE -			
-A	82684408	Screw, Self-Tapping, #10-32 x 1/2, Hex. Wash. Hd. Std. SI. Type 23	
-B	80715710	Screw, Machine, 1/4-20 x 5/8, Sems Hex. Wash. Hd.	
-C	87845700	Nut, Hex., 1/4-20, Keps	

Rowe **AMI** *The Music Merchant*



play me parts catalog

ROWE MANUFACTURING 75 TROY HILLS RD. WHIPPANY N.J. 07981

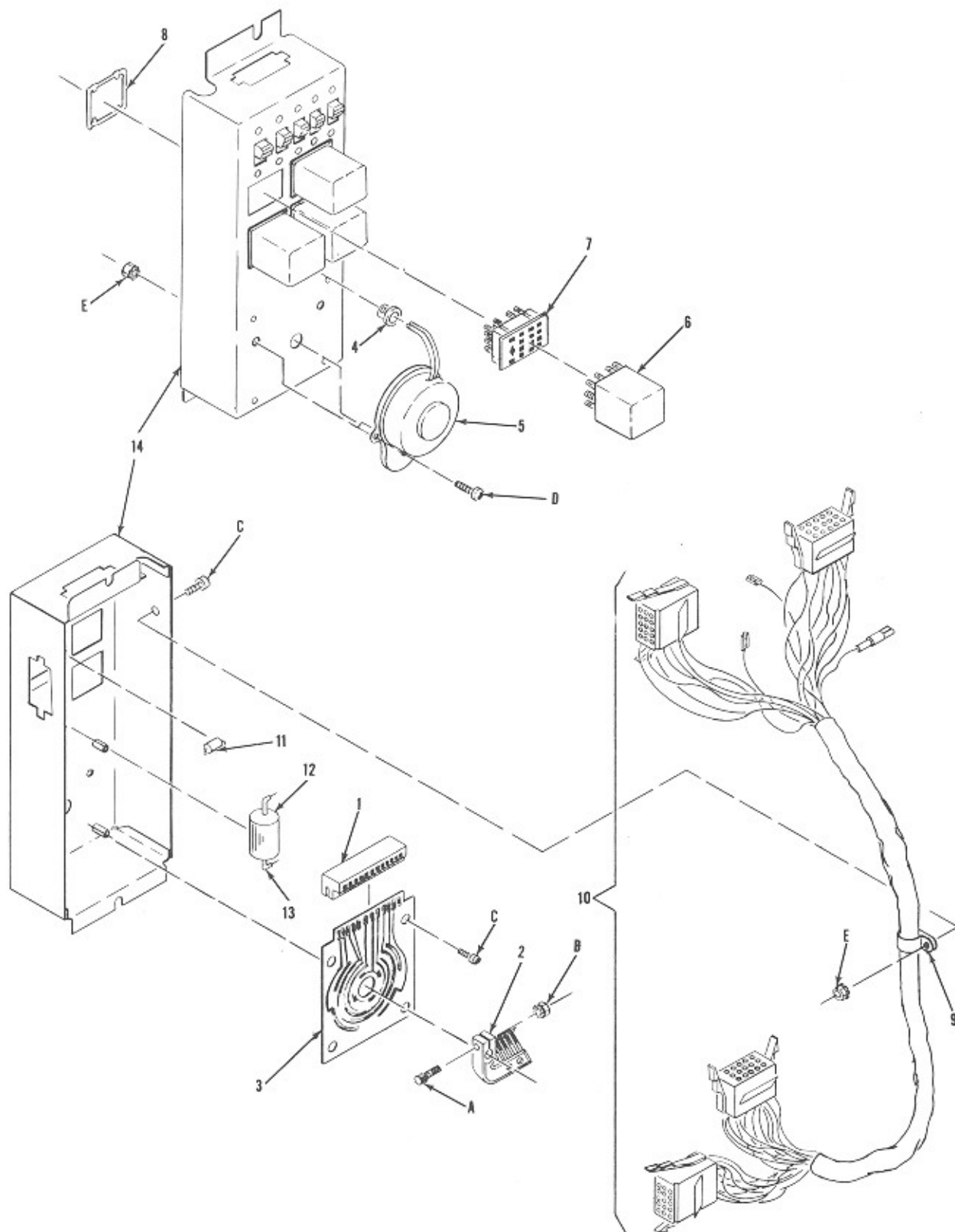
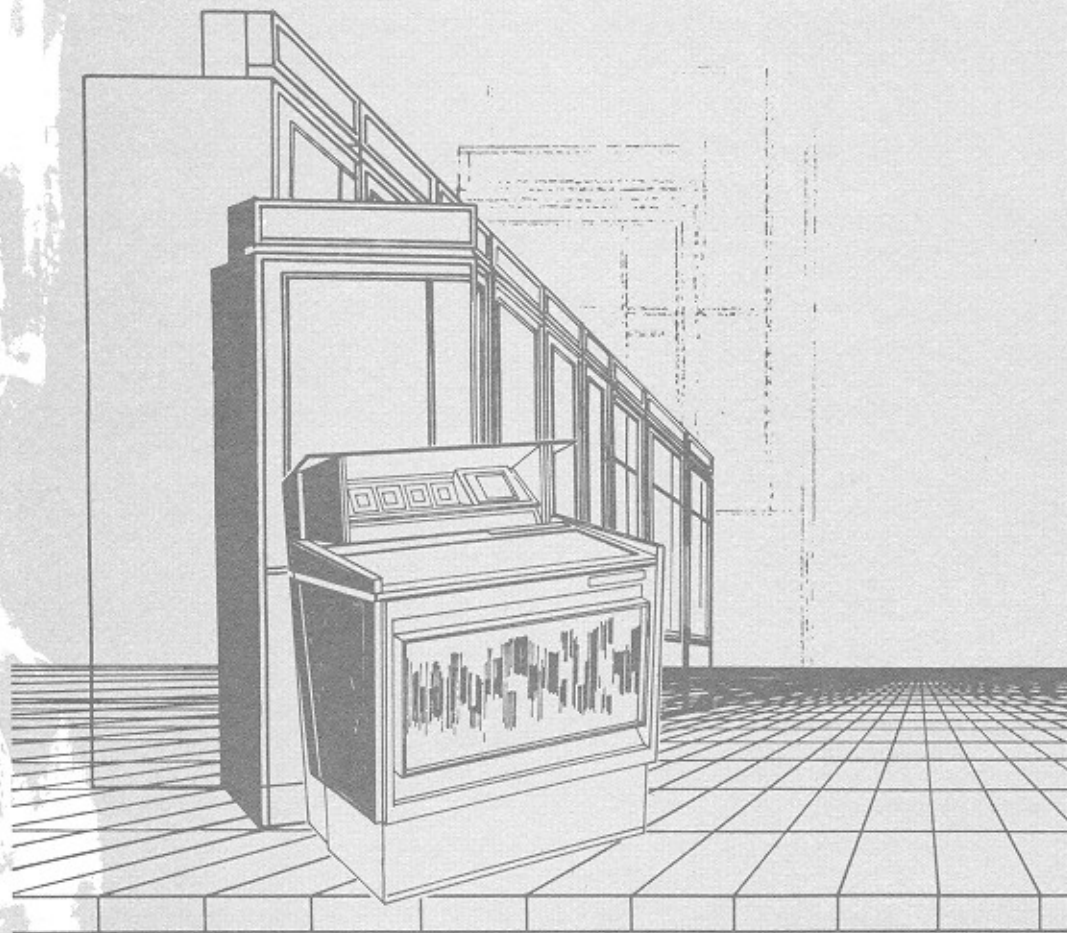


Figure 1. Play-Me Assembly

Fig. & Index No.	Part Number	Description	Qty.
1-	L-5670	Play-Me Assembly	
-1	201-13347	. Edge Connector	1
-2	301-06005	. Wiper Assembly	1
-3	400-05672	. Switch Circuit	1
-4	707-02330	. Grommet	1
-5	300-06045	. Motor - Timer	1
-6	200-12751	. Relay Assembly	4
-7	200-10475	. Socket - Mounting	4
-8	200-10475	. Retainer - Socket	4
-9	706-00931	. Cable Clamp	1
-10	401-05669	. Harness Assembly - Selector Timer	1
-11	720-00102	. Resistor - Carbon (1/2 Watt)	1
-12	711-00231	. Capacitor - Electrolytic	1
-13	308-05300	. Insulating Tubing	1
-14	401-05671	. Chassis & Switch Assembly	1
STANDARD HARDWARE			
-A	80751610	#4-40 x 5/8 Skt. Hd. Cap Screw	
-B	87841600	#4-40 Keps Hex. M.S. Nut	
-C	80342305	#6-32 x 5/16 P. Pan Hd. M.S.	
-D	80342304	#6-32 x 1/4 P. Pan Hd. M.S.	
-E	87842300	#6-32 Keps Hex. M.S. Nut	

Rowe **AMI** *The Music Merchant*



standard parts section

ROWE MANUFACTURING 75 TROY HILLS RD. WHIPPANY N.J. 07981

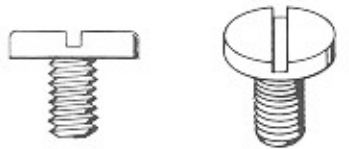
FOREWORD

Each type of standard hardware used in the ROWE-AMI Phonograph is shown in the following pages. These parts are shown in three (3) groups; SCREWS, NUTS, and WASHERS.

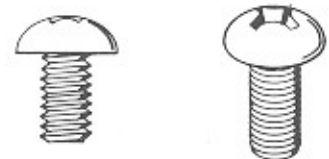
Unless otherwise indicated in the parts catalog listing, these parts are all CADMIUM PLATED STEEL.

SCREWS

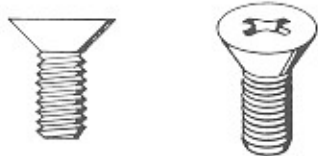
● MACHINE SCREWS



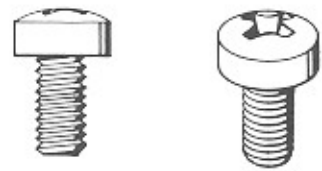
Slotted Pan Head Machine Screw



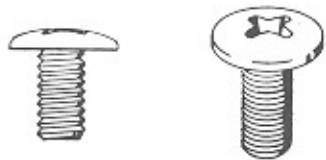
Phillips Round Head Machine Screw



Phillips Flat Head Machine Screw



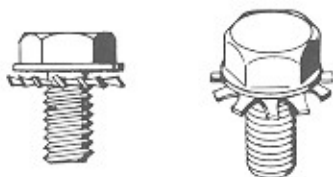
Phillips Filister Head Machine Screw



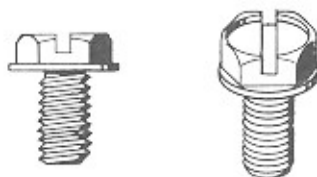
Phillips Truss Head Machine Screw



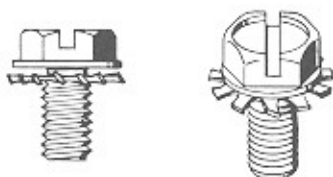
Sems Phillips Round Head Machine Screw



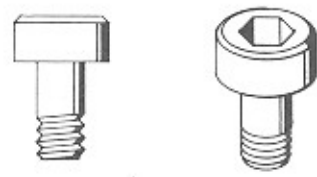
Sems Hex Washer Head Machine Screw



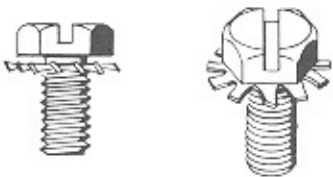
Slotted Hex Washer Head Machine Screw



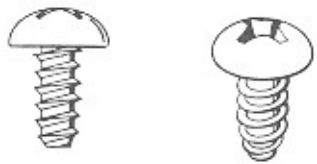
Sems Slotted Hex Washer Head Machine Screw



Socket Head Cap Screw



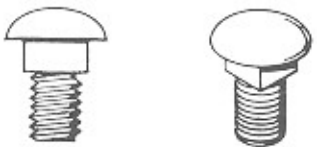
Sems Slotted Hex Head Machine Screw



Phillips Round Head Self-Tapping Screw (Type Z)

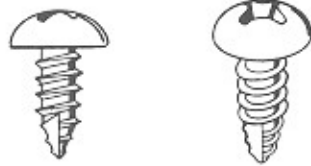


Socket Head Set Screw — Cup Point

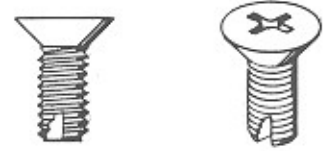


Carriage Bolt

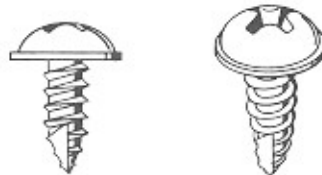
● SELF-TAPPING SCREWS



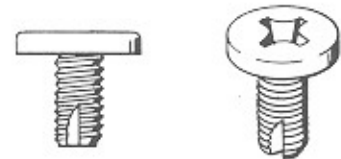
Phillips Round Head
Self-Tapping Screw (Type 17)



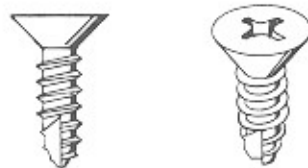
Phillips Flat Head
Self-Tapping Screw (Type 23)



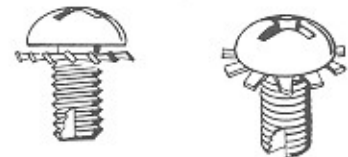
Phillips Round Washer Head
Self-Tapping Screw (Type 17)



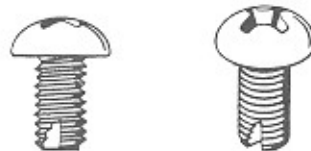
Phillips Pan Head
Self-Tapping Screw (Type 23)



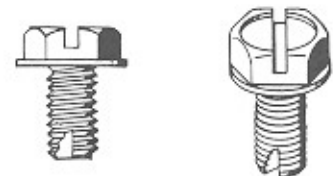
Phillips Flat Head
Self-Tapping Screw (Type 17)



Sems Phillips Round Head
Self-Tapping Screw (Type 23)



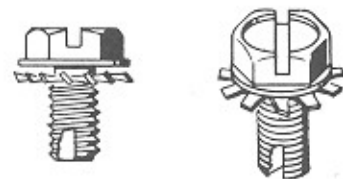
Phillips Round Head
Self-Tapping Screw (Type 23)



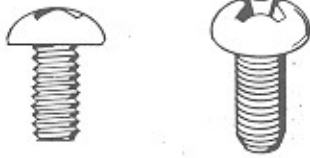
Slotted Hex Washer Head
Self-Tapping Screw (Type 23)



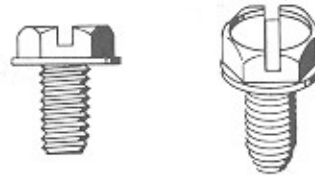
Phillips Oval Head
Self-Tapping Screw (Type 23)



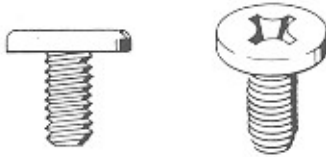
Sems Hex Slotted Washer Head
Self-Tapping Screw (Type 23)



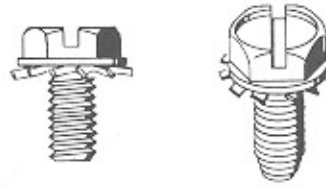
Phillips Round Head
 Self-Tapping Screw - Swage Form



Slotted Hex Washer Head
 Self-Tapping Screw - Swage Form



Phillips Pan Head
 Self-Tapping Screw - Swage Form



Sems Slotted Hex Washer Head Screw
 Swage Form

NUTS



Hex Nut (ASA Standard)



Hex Nut (Keps)



Square Nut

WASHERS



External Tooth
 Lock Washer



Machine Screw
 Plain Washer

73