

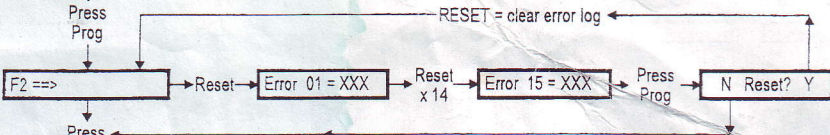
ENGINEER MODE

Surface Mount PCB
Software Version SM02 onwards
(6GM Brewers fitted with a coin validator must have SM02 software onwards fitted)

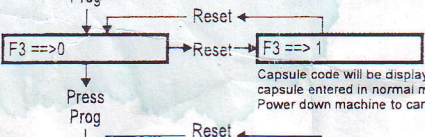
Software Version (SMXX).
Country & Brew Cycle Version (GBXX).

Hold PROG & RESET then power-up machine
F1 ==> SMXX GB XX

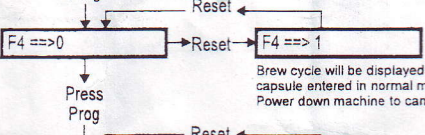
Error log (last 15 faults recorded)



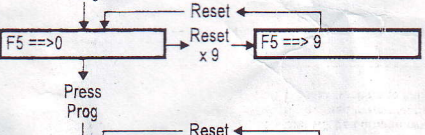
Display capsule code when brewing



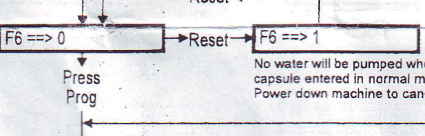
Display brew cycle info. when brewing



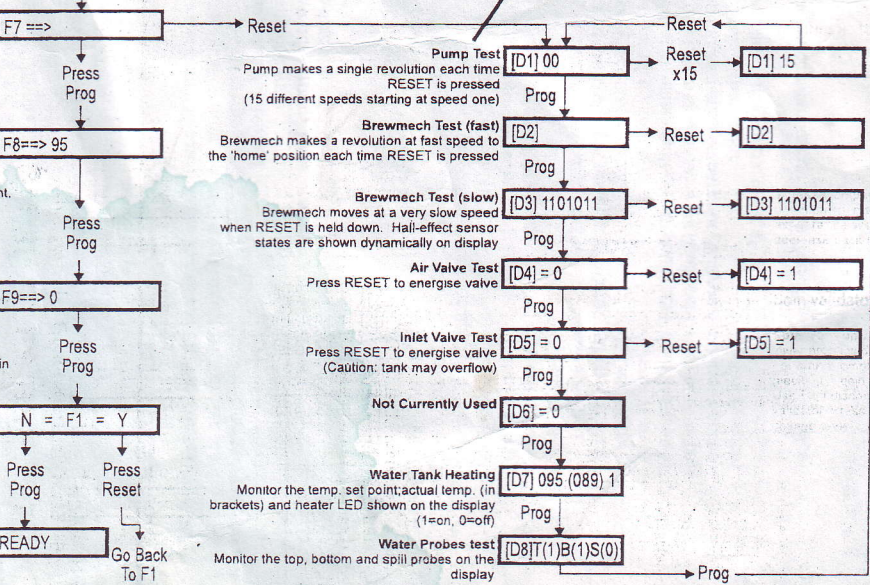
Program soft water compensation level



Dry brew capsule (no brew cycles selected)



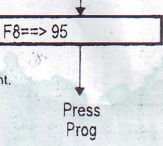
Diagnostic tests



Warning: Disconnect pump head before running this test or brewmech will flood.

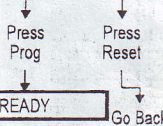
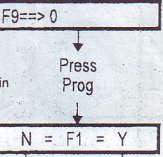
Adjust tank temperature

Press and hold RESET to increase temperature set point. On reaching maximum, the temperature set point will decrease back to minimum



Coin validator

Note: F9 is only visible when lower probe is disconnected (or tank is empty). 0 = no coin mech. 1 = coin mech. Use F9 if disconnecting validator. Press RESET to change state



Display enabling user to clear or reset all error log entries to zero. Pressing RESET again will confirm clearance, pressing PROG will preserve contents.