

TECHNICAL INFORMATION

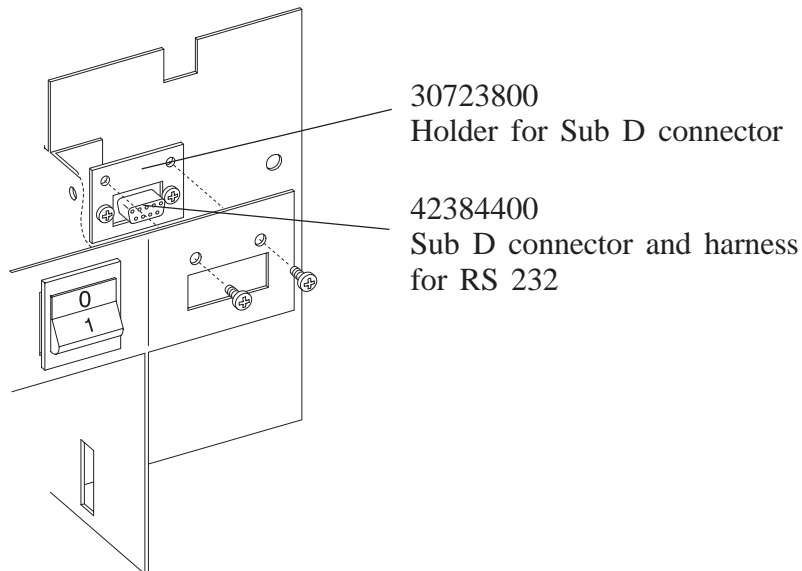
TYPE NO <p style="text-align: center;">FB/IN/ES 5100</p>	TYPE <p style="text-align: center;">FB/IN/ES</p>	T.I.-NO <p style="text-align: center;">... 07/01</p>				
SERIAL NUMBERS AFFECTED <p style="text-align: center;">From machine number 502922</p>		ISSUED BY <p style="text-align: center;">Documentation/ Wittenborg Odense</p>				
SUBJECT <p style="text-align: center;">RS 232 data connector</p>		ISSUED FOR (X): <table border="1" style="width: 100%; border-collapse: collapse;"> <tr> <td style="padding: 2px;">Action</td> <td style="width: 20px;"></td> </tr> <tr> <td style="padding: 2px;">Information</td> <td style="text-align: center; width: 20px;"><input checked="" type="checkbox"/></td> </tr> </table>	Action		Information	<input checked="" type="checkbox"/>
Action						
Information	<input checked="" type="checkbox"/>					

COMPONENT CONCERNED

New part: RS 232 data connector.

MODIFICATION

- From the above mentioned machine number an RS 232 data connector has been mounted in the electronic box. The following pages show the update of the wiring diagrams.
- To update machines produced earlier than machines from the above mentioned machine number, it will be possible to order the following parts:



- Fit the items as shown on the illustration.

REASON

- To make it easier to read data between the vending machine and a PC, the RS232 data connector has been introduced.

Use a null modem cable 9 pin / 9 pin F - F to connect the PC and the vending machine.

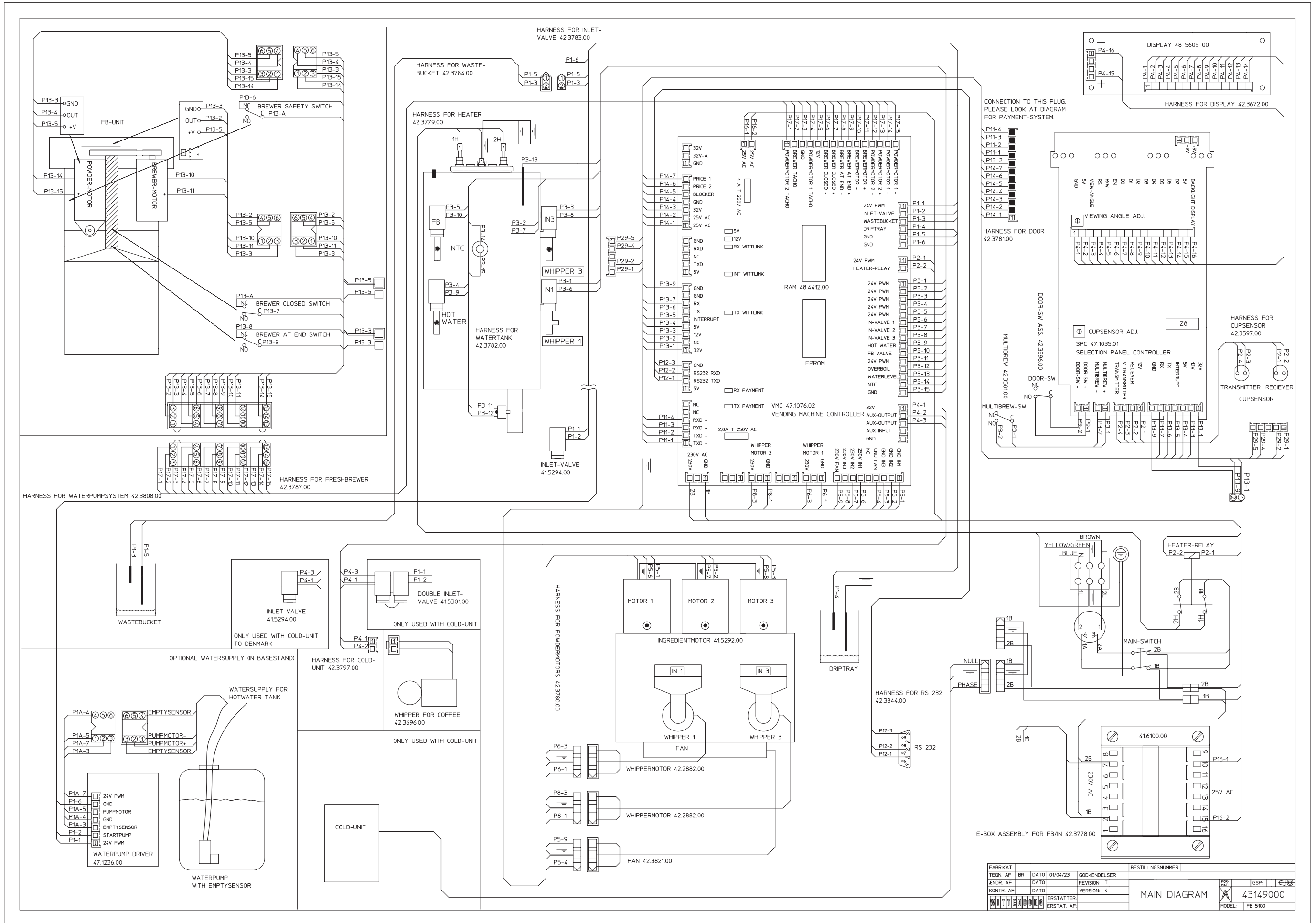
CONTACT PERSON

Spare Parts:
Customer Service

Technical:
Bent Erik Truelsegaard

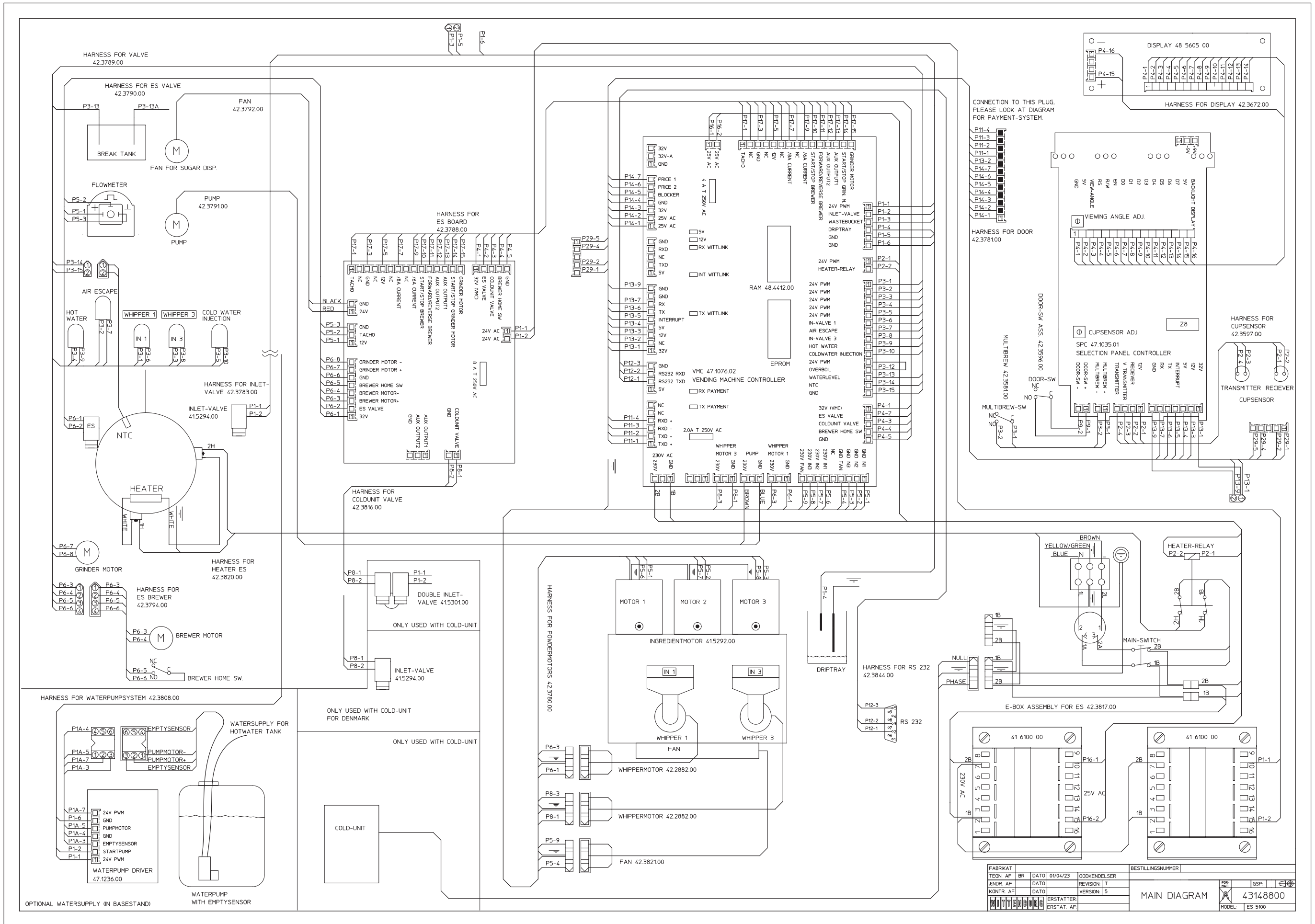
10.05.01 <hr/> DATE :	10.05.01 <hr/> DATE :
Charlotte Schreiner <hr/> PRODUCED BY :	Bent Erik Truelsegaard <hr/> CHECKED BY :

FB Main Diagram



FABRIKAT	TEGN AF	BR	DATO	01/04/23	GODKENDELSER	REVISION	T	BESTILLINGSNUMMER	
KONTR AF			DATO			VERSION	4	MAIN DIAGRAM	43149000
						ERSTATTER			

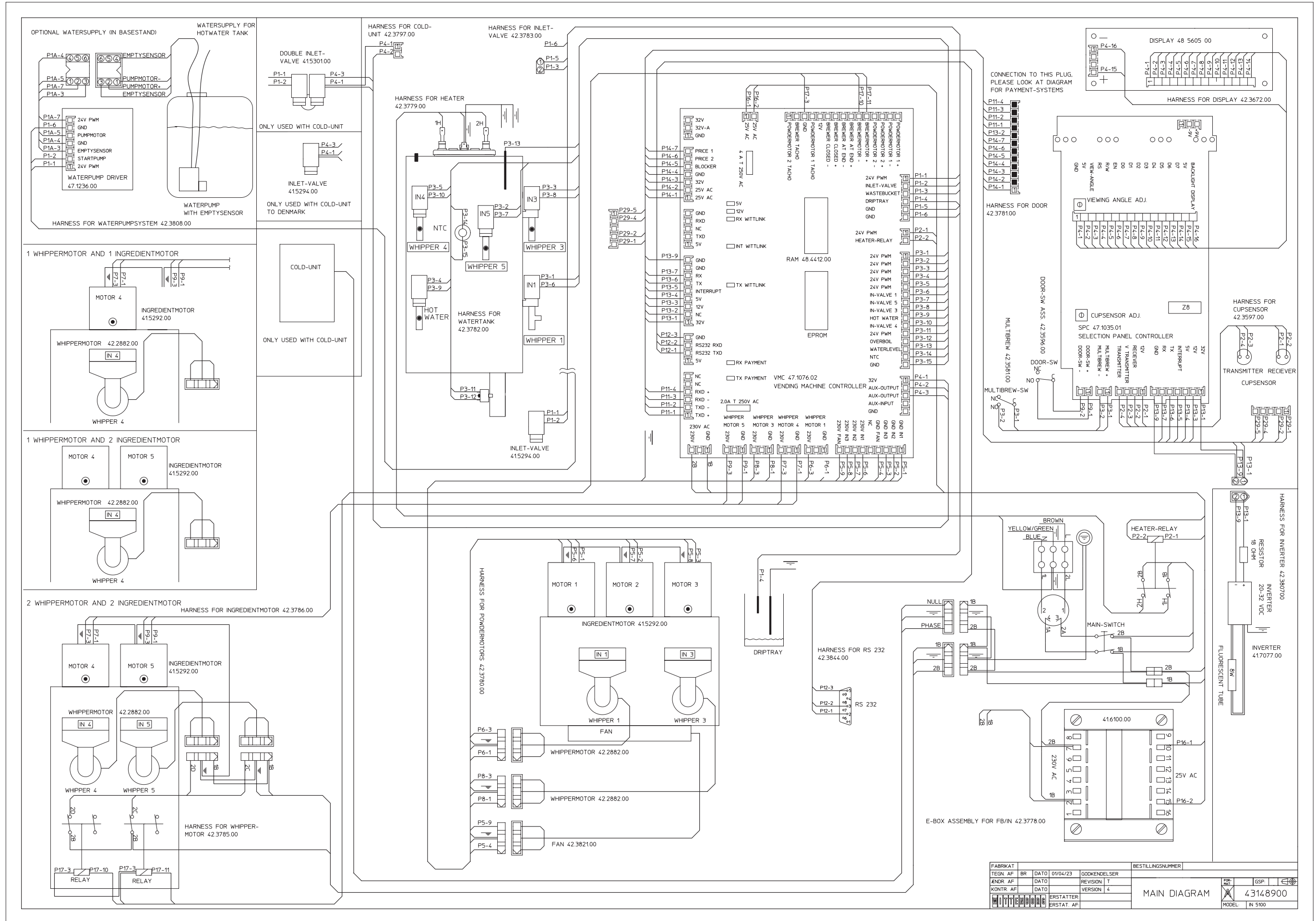
ES Main Diagram



FABRIKAT		BESTILLINGSNUMMER	
TEGN. AF	BR	DATO	01/04/23
KONTR. AF	DATO	REVISION	T
		VERSION	5
		ERSTATTER	
		ERSTAT. AF	

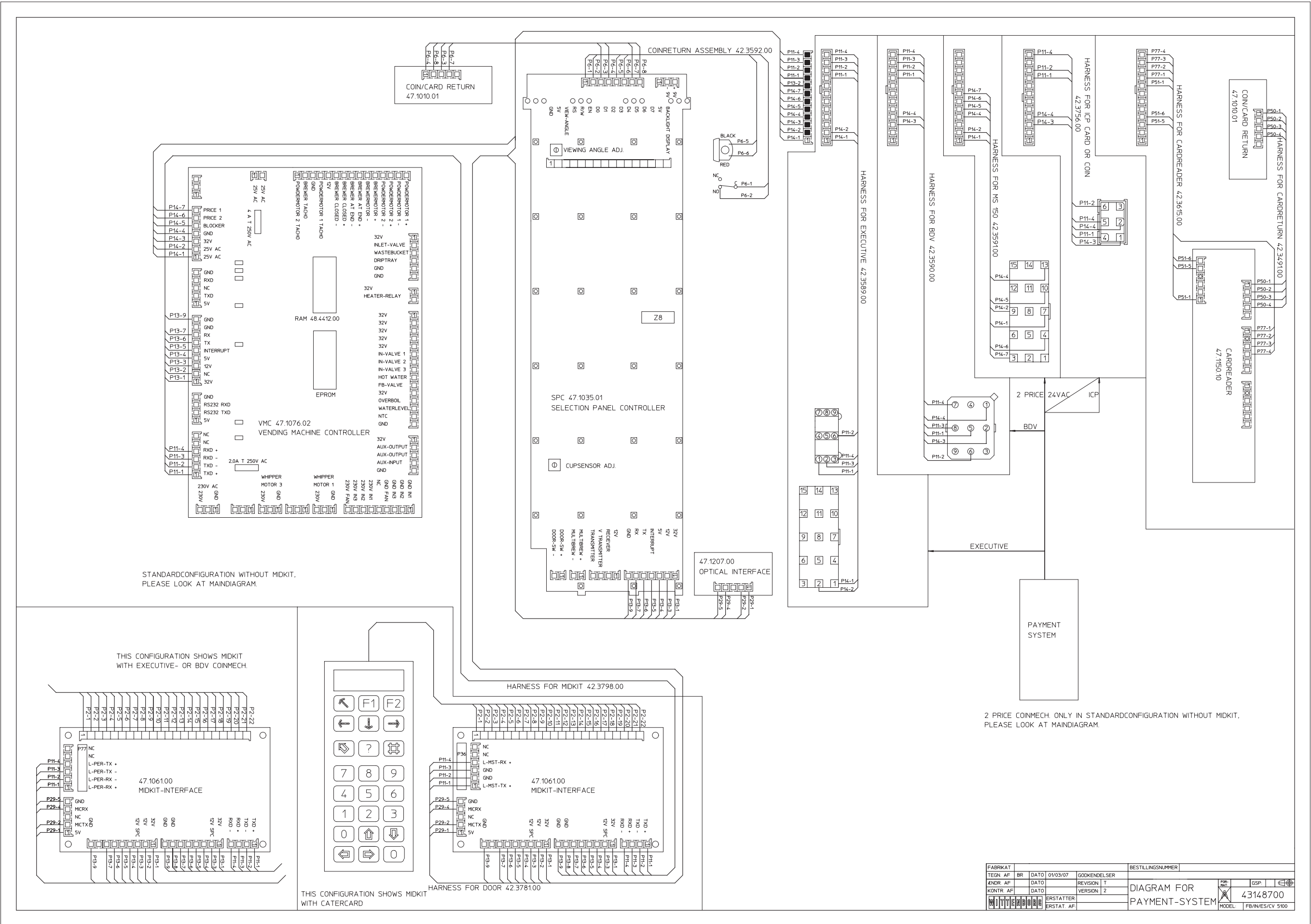
MAIN DIAGRAM		43148800
MODEL	ES 5100	

IN Main Diagram



FABRIKAT	TEGN AF	BR	DATE	01/04/23	GODKENDELSE	BESTILLINGSNUMMER
4NR AF	DATE	REVISION	T			
KONTR AF	DATE	VERSION	4			
ERSTATTER	ERSTAT AF					
MAIN DIAGRAM						43148900
MODEL						IN 500

Diagram for Payment Systems



FABRKAT	TEGN AF	BR	DATE	01/03/07	GODKENDELSER	BESTILLINGSNUMMER
ENDR AF	DATO	REVISION	T			
KONTR AF	DATO	VERSION	2			
ERSTATTER					DIAGRAM FOR	
ERSTAT. AF					PAYMENT-SYSTEM	
					43148700	
					MODEL FB/N/ES/CV 5100	